

As of Date: 04/30/2016 Last: 03/31/2016

GNT GNMA MBS

Projected Month-End Entries	Total	AFS	HFT	HTM	Others
Interest: Debit Interest Accrual	18.70	18.70	.00	.00	.00
Debit Principal	.00	.00	.00	.00	.00
Credit Interest Income	18.70	18.70	.00	.00	.00
Debit Interest Shortfall	.00	.00	.00	.00	.00
Amortztn: Debit Amortized Expense	.00	.00	.00	.00	.00
Credit Principal(Position)	.00	.00	.00	.00	.00
Credit Principal(Pdn/Pup)	.00	.00	.00	.00	.00
Debit Principal Shortfall	.00	.00	.00	.00	.00
Accretn: Debit Principal(Position)	.00	.00	.00	.00	.00
Debit Principal(Pdn/Pup)	.00	.00	.00	.00	.00
Credit Accreted Income	.00	.00	.00	.00	.00
Book Adjs: Debit Principal	.00	.00	.00	.00	.00
Debit Profit/Loss	.00	.00	.00	.00	.00
Credit Principal	.00	.00	.00	.00	.00
Credit Profit/Loss	.00	.00	.00	.00	.00
Change in Market Valuation Accounts:					
AFS Holdings					
Asset - DR/(CR) Reserve - Unrlzd P/L (12.58)(12.58)	.00	.00	.00
SEA Profit - DR	.00	.00	.00	.00	.00
SEA Profit - After Tax	.00	.00	.00	.00	.00
SEA Profit - Deferred Tax	.00	.00	.00	.00	.00
SEA Loss - (CR) (12.58)(12.58)	.00	.00	.00
SEA Loss - After Tax (7.70)(7.70)	.00	.00	.00
SEA Loss - Deferred Tax (4.88)(4.88)	.00	.00	.00
Equity - DR/(CR) Unrealized Inv. P/L	12.58	12.58	.00	.00	.00
SEA Unrealized Inv. Profit - DR	12.58	12.58	.00	.00	.00
SEA Profit - After Tax	7.70	7.70	.00	.00	.00
SEA Profit - Deferred Tax	4.88	4.88	.00	.00	.00
SEA Unrealized Inv. Loss - (CR)	.00	.00	.00	.00	.00
SEA Loss - After Tax	.00	.00	.00	.00	.00
SEA Loss - Deferred Tax	.00	.00	.00	.00	.00
HTM/NMO Transfers From AFS					
Asset - DR/(CR) Unearned Market P/L	.00	.00	.00	.00	.00
Equity - DR/(CR) Unearned P/L	.00	.00	.00	.00	.00

As of Date: 04/30/2016 Last: 03/31/2016

GNT GNMA MBS

BOOK VALUE	Total	AFS	HFT	HTM	Others
Beginning Balance	4,731.12	4,731.12	.00	.00	.00
+ Purchases	.00	.00	.00	.00	.00
+ Pay-up	.00	.00	.00	.00	.00
+ Discount Int	.00	.00	.00	.00	.00
- Sales	.00	.00	.00	.00	.00
- Paydowns	651.03	651.03	.00	.00	.00
- Maturity/Call/Put	.00	.00	.00	.00	.00
+ Accretion	.00	.00	.00	.00	.00
+ Accret Payup/Pdwn	.00	.00	.00	.00	.00
- Amortization	.00	.00	.00	.00	.00
- Amort Payup/Pdwn	.00	.00	.00	.00	.00
+/- Transferred Book	.00	.00	.00	.00	.00
+/- Book Value Adj.	.00	.00	.00	.00	.00
+/- Amort/Accrete Adj.	.00	.00	.00	.00	.00
Ending Balance	4,080.09	4,080.09	.00	.00	.00
DELAYED PRINCIPAL RECEIVABLE					
Beginning Balance	.00	.00	.00	.00	.00
+ New Delayed Payments	.00	.00	.00	.00	.00
- Payments Received	.00	.00	.00	.00	.00
+/- Transfers	.00	.00	.00	.00	.00
Ending Balance	.00	.00	.00	.00	.00
CURRENT INTEREST ACCRUAL					
Beginning Balance	21.68	21.68	.00	.00	.00
+ Accruals	18.70	18.70	.00	.00	.00
+ Interest Purchased	.00	.00	.00	.00	.00
- Payments Due	21.68	21.68	.00	.00	.00
- Interest Sold	.00	.00	.00	.00	.00
+/- Transfers	.00	.00	.00	.00	.00
Ending Balance	18.70	18.70	.00	.00	.00
DELAYED INTEREST RECEIVABLE					
Beginning Balance	.00	.00	.00	.00	.00
+ New Delayed Payments	.00	.00	.00	.00	.00
- Payments Received	.00	.00	.00	.00	.00
+/- Transfers	.00	.00	.00	.00	.00
Ending Balance	.00	.00	.00	.00	.00
HTM/NMO TRANSFERS FROM AFS					
Beginning Balance Unearned Mkt Adj	.00	.00	.00	.00	.00
+/- Transfers Up/(Down)	.00	.00	.00	.00	.00
+/- Sales/Mkt Adj	.00	.00	.00	.00	.00
+/- MTD Write-Off Up/(Down)	.00	.00	.00	.00	.00
Ending Balance	.00	.00	.00	.00	.00

As of Date: 04/30/2016 Last: 03/31/2016

GNT GNMA MBS

RECONCILING TOTALS		Total	AFS	HFT	HTM	Others
Par/Cur Face		4,080.09	4,080.09	.00	.00	.00
+ Unamortized		.00	.00	.00	.00	.00
- Unaccreted		.00	.00	.00	.00	.00
- Unaccrued Interest (DI)		.00	.00	.00	.00	.00
Principal Cost		4,200.45	4,200.45	.00	.00	.00
- LTD Amortized		120.36	120.36	.00	.00	.00
+ LTD Accreted		.00	.00	.00	.00	.00
+ LTD Accrued Interest (DI)		.00	.00	.00	.00	.00
Interest Income	MTD	18.70	18.70	.00	.00	.00
	YTD	87.82	87.82	.00	.00	.00
Interest Shortfall	MTD	.00	.00	.00	.00	.00
	YTD	.00	.00	.00	.00	.00
Amortized Expense	MTD	.00	.00	.00	.00	.00
	YTD	.00	.00	.00	.00	.00
Paydown Amort	MTD	.00	.00	.00	.00	.00
	YTD	.00	.00	.00	.00	.00
Accreted Income	MTD	.00	.00	.00	.00	.00
	YTD	.00	.00	.00	.00	.00
Paydown Accrete	MTD	.00	.00	.00	.00	.00
	YTD	.00	.00	.00	.00	.00
Principal Shortfal	MTD	.00	.00	.00	.00	.00
	YTD	.00	.00	.00	.00	.00
Net Profit/Loss	MTD	.00	.00	.00	.00	.00
	YTD	.00	.00	.00	.00	.00
Gross Profit	MTD	.00	.00	.00	.00	.00
	YTD	.00	.00	.00	.00	.00
Gross Loss	MTD	.00	.00	.00	.00	.00
	YTD	.00	.00	.00	.00	.00
Call P/L	MTD	.00	.00	.00	.00	.00
	YTD	.00	.00	.00	.00	.00

As of Date: 04/30/2016 Last: 03/31/2016

MBT FNMA / FHLMC MBS

Projected Month-End Entries	Total	AFS	HFT	HTM	Others
Interest: Debit Interest Accrual	18,368.06	18,368.06	.00	.00	.00
Debit Principal	.00	.00	.00	.00	.00
Credit Interest Income	18,368.06	18,368.06	.00	.00	.00
Debit Interest Shortfall	.00	.00	.00	.00	.00
Amortztn: Debit Amortized Expense	7,869.90	7,869.90	.00	.00	.00
Credit Principal(Position)	2,155.05	2,155.05	.00	.00	.00
Credit Principal(Pdn/Pup)	5,714.85	5,714.85	.00	.00	.00
Debit Principal Shortfall	.00	.00	.00	.00	.00
Accretn: Debit Principal(Position)	.00	.00	.00	.00	.00
Debit Principal(Pdn/Pup)	.00	.00	.00	.00	.00
Credit Accreted Income	.00	.00	.00	.00	.00
Book Adjs: Debit Principal	.00	.00	.00	.00	.00
Debit Profit/Loss	.00	.00	.00	.00	.00
Credit Principal	.00	.00	.00	.00	.00
Credit Profit/Loss	.00	.00	.00	.00	.00
Change in Market Valuation Accounts:					
AFS Holdings					
Asset - DR/(CR) Reserve - Unrlzd P/L	23,557.91	23,557.91	.00	.00	.00
SEA Profit - DR	23,559.88	23,559.88	.00	.00	.00
SEA Profit - After Tax	14,418.66	14,418.66	.00	.00	.00
SEA Profit - Deferred Tax	9,141.22	9,141.22	.00	.00	.00
SEA Loss - (CR) (1.97)(1.97)	.00	.00	.00
SEA Loss - After Tax (1.21)(1.21)	.00	.00	.00
SEA Loss - Deferred Tax (.76)(.76)	.00	.00	.00
Equity - DR/(CR) Unrealized Inv. P/L (23,557.91)(23,557.91)	.00	.00	.00
SEA Unrealized Inv. Profit - DR	1.97	1.97	.00	.00	.00
SEA Profit - After Tax	1.21	1.21	.00	.00	.00
SEA Profit - Deferred Tax	.76	.76	.00	.00	.00
SEA Unrealized Inv. Loss - (CR) (23,559.88)(23,559.88)	.00	.00	.00
SEA Loss - After Tax (14,418.66)(14,418.66)	.00	.00	.00
SEA Loss - Deferred Tax (9,141.22)(9,141.22)	.00	.00	.00
HTM/NMO Transfers From AFS					
Asset - DR/(CR) Unearned Market P/L	.00	.00	.00	.00	.00
Equity - DR/(CR) Unearned P/L	.00	.00	.00	.00	.00

As of Date: 04/30/2016 Last: 03/31/2016

MBT FNMA / FHLMC MBS

BOOK VALUE	Total	AFS	HFT	HTM	Others
Beginning Balance	7,875,387.69	7,875,387.69	.00	.00	.00
+ Purchases	.00	.00	.00	.00	.00
+ Pay-up	.00	.00	.00	.00	.00
+ Discount Int	.00	.00	.00	.00	.00
- Sales	.00	.00	.00	.00	.00
- Paydowns	135,394.84	135,394.84	.00	.00	.00
- Maturity/Call/Put	.00	.00	.00	.00	.00
+ Accretion	.00	.00	.00	.00	.00
+ Accret Payup/Pdwn	.00	.00	.00	.00	.00
- Amortization	2,155.05	2,155.05	.00	.00	.00
- Amort Payup/Pdwn	5,714.85	5,714.85	.00	.00	.00
+/- Transferred Book	.00	.00	.00	.00	.00
+/- Book Value Adj.	.00	.00	.00	.00	.00
+/- Amort/Accrete Adj.	.00	.00	.00	.00	.00
Ending Balance	7,732,122.95	7,732,122.95	.00	.00	.00
DELAYED PRINCIPAL RECEIVABLE					
Beginning Balance	.00	.00	.00	.00	.00
+ New Delayed Payments	.00	.00	.00	.00	.00
- Payments Received	.00	.00	.00	.00	.00
+/- Transfers	.00	.00	.00	.00	.00
Ending Balance	.00	.00	.00	.00	.00
CURRENT INTEREST ACCRUAL					
Beginning Balance	18,706.06	18,706.06	.00	.00	.00
+ Accruals	18,368.06	18,368.06	.00	.00	.00
+ Interest Purchased	.00	.00	.00	.00	.00
- Payments Due	18,706.06	18,706.06	.00	.00	.00
- Interest Sold	.00	.00	.00	.00	.00
+/- Transfers	.00	.00	.00	.00	.00
Ending Balance	18,368.06	18,368.06	.00	.00	.00
DELAYED INTEREST RECEIVABLE					
Beginning Balance	.00	.00	.00	.00	.00
+ New Delayed Payments	.00	.00	.00	.00	.00
- Payments Received	.00	.00	.00	.00	.00
+/- Transfers	.00	.00	.00	.00	.00
Ending Balance	.00	.00	.00	.00	.00
HTM/NMO TRANSFERS FROM AFS					
Beginning Balance Unearned Mkt Adj	.00	.00	.00	.00	.00
+/- Transfers Up/(Down)	.00	.00	.00	.00	.00
+/- Sales/Mkt Adj	.00	.00	.00	.00	.00
+/- MTD Write-Off Up/(Down)	.00	.00	.00	.00	.00
Ending Balance	.00	.00	.00	.00	.00

As of Date: 04/30/2016 Last: 03/31/2016

MBT FNMA / FHLMC MBS

RECONCILING TOTALS		Total	AFS	HFT	HTM	Others
Par/Cur Face		7,423,258.18	7,423,258.18	.00	.00	.00
+ Unamortized		308,864.79	308,864.79	.00	.00	.00
- Unaccreted		.02	.02	.00	.00	.00
- Unaccrued Interest (DI)		.00	.00	.00	.00	.00
Principal Cost		7,774,350.67	7,774,350.67	.00	.00	.00
- LTD Amortized		42,235.04	42,235.04	.00	.00	.00
+ LTD Accreted		7.32	7.32	.00	.00	.00
+ LTD Accrued Interest (DI)		.00	.00	.00	.00	.00
Interest Income	MTD	18,368.06	18,368.06	.00	.00	.00
	YTD	75,522.44	75,522.44	.00	.00	.00
Interest Shortfall	MTD	.00	.00	.00	.00	.00
	YTD	.00	.00	.00	.00	.00
Amortized Expense	MTD	2,155.05	2,155.05	.00	.00	.00
	YTD	8,510.28	8,510.28	.00	.00	.00
Paydown Amort	MTD	5,714.85	5,714.85	.00	.00	.00
	YTD	23,561.77	23,561.77	.00	.00	.00
Accreted Income	MTD	.00	.00	.00	.00	.00
	YTD	.00	.00	.00	.00	.00
Paydown Accrete	MTD	.00	.00	.00	.00	.00
	YTD	.00	.00	.00	.00	.00
Principal Shortfal	MTD	.00	.00	.00	.00	.00
	YTD	.00	.00	.00	.00	.00
Net Profit/Loss	MTD	.00	.00	.00	.00	.00
	YTD	.00	.00	.00	.00	.00
Gross Profit	MTD	.00	.00	.00	.00	.00
	YTD	.00	.00	.00	.00	.00
Gross Loss	MTD	.00	.00	.00	.00	.00
	YTD	.00	.00	.00	.00	.00
Call P/L	MTD	.00	.00	.00	.00	.00
	YTD	.00	.00	.00	.00	.00

As of Date: 04/30/2016 Last: 03/31/2016

MGT MUNICIPAL GO BONDS

Projected Month-End Entries	Total	AFS	HFT	HTM	Others
Interest: Debit Interest Accrual	1,083.34	.00	.00	1,083.34	.00
Debit Principal	.00	.00	.00	.00	.00
Credit Interest Income	1,083.34	.00	.00	1,083.34	.00
Debit Interest Shortfall	.00	.00	.00	.00	.00
Amortztn: Debit Amortized Expense	.00	.00	.00	.00	.00
Credit Principal(Position)	.00	.00	.00	.00	.00
Credit Principal(Pdn/Pup)	.00	.00	.00	.00	.00
Debit Principal Shortfall	.00	.00	.00	.00	.00
Accretn: Debit Principal(Position)	.00	.00	.00	.00	.00
Debit Principal(Pdn/Pup)	.00	.00	.00	.00	.00
Credit Accreted Income	.00	.00	.00	.00	.00
Book Adjs: Debit Principal	.00	.00	.00	.00	.00
Debit Profit/Loss	.00	.00	.00	.00	.00
Credit Principal	.00	.00	.00	.00	.00
Credit Profit/Loss	.00	.00	.00	.00	.00
Change in Market Valuation Accounts:					
AFS Holdings					
Asset - DR/(CR) Reserve - Unrlzd P/L	.00	.00	.00	.00	.00
SEA Profit - DR	.00	.00	.00	.00	.00
SEA Profit - After Tax	.00	.00	.00	.00	.00
SEA Profit - Deferred Tax	.00	.00	.00	.00	.00
SEA Loss - (CR)	.00	.00	.00	.00	.00
SEA Loss - After Tax	.00	.00	.00	.00	.00
SEA Loss - Deferred Tax	.00	.00	.00	.00	.00
Equity - DR/(CR) Unrealized Inv. P/L	.00	.00	.00	.00	.00
SEA Unrealized Inv. Profit - DR	.00	.00	.00	.00	.00
SEA Profit - After Tax	.00	.00	.00	.00	.00
SEA Profit - Deferred Tax	.00	.00	.00	.00	.00
SEA Unrealized Inv. Loss - (CR)	.00	.00	.00	.00	.00
SEA Loss - After Tax	.00	.00	.00	.00	.00
SEA Loss - Deferred Tax	.00	.00	.00	.00	.00
HTM/NMO Transfers From AFS					
Asset - DR/(CR) Unearned Market P/L	.00	.00	.00	.00	.00
Equity - DR/(CR) Unearned P/L	.00	.00	.00	.00	.00

As of Date: 04/30/2016 Last: 03/31/2016

MGT MUNICIPAL GO BONDS

BOOK VALUE	Total	AFS	HFT	HTM	Others
Beginning Balance	250,000.00	.00	.00	250,000.00	.00
+ Purchases	.00	.00	.00	.00	.00
+ Pay-up	.00	.00	.00	.00	.00
+ Discount Int	.00	.00	.00	.00	.00
- Sales	.00	.00	.00	.00	.00
- Paydowns	.00	.00	.00	.00	.00
- Maturity/Call/Put	.00	.00	.00	.00	.00
+ Accretion	.00	.00	.00	.00	.00
+ Accret Payup/Pdwn	.00	.00	.00	.00	.00
- Amortization	.00	.00	.00	.00	.00
- Amort Payup/Pdwn	.00	.00	.00	.00	.00
+/- Transferred Book	.00	.00	.00	.00	.00
+/- Book Value Adj.	.00	.00	.00	.00	.00
+/- Amort/Accrete Adj.	.00	.00	.00	.00	.00
Ending Balance	250,000.00	.00	.00	250,000.00	.00
DELAYED PRINCIPAL RECEIVABLE					
Beginning Balance	.00	.00	.00	.00	.00
+ New Delayed Payments	.00	.00	.00	.00	.00
- Payments Received	.00	.00	.00	.00	.00
+/- Transfers	.00	.00	.00	.00	.00
Ending Balance	.00	.00	.00	.00	.00
CURRENT INTEREST ACCRUAL					
Beginning Balance	2,744.44	.00	.00	2,744.44	.00
+ Accruals	1,083.34	.00	.00	1,083.34	.00
+ Interest Purchased	.00	.00	.00	.00	.00
- Payments Due	.00	.00	.00	.00	.00
- Interest Sold	.00	.00	.00	.00	.00
+/- Transfers	.00	.00	.00	.00	.00
Ending Balance	3,827.78	.00	.00	3,827.78	.00
DELAYED INTEREST RECEIVABLE					
Beginning Balance	.00	.00	.00	.00	.00
+ New Delayed Payments	.00	.00	.00	.00	.00
- Payments Received	.00	.00	.00	.00	.00
+/- Transfers	.00	.00	.00	.00	.00
Ending Balance	.00	.00	.00	.00	.00
HTM/NMO TRANSFERS FROM AFS					
Beginning Balance Unearned Mkt Adj	.00	.00	.00	.00	.00
+/- Transfers Up/(Down)	.00	.00	.00	.00	.00
+/- Sales/Mkt Adj	.00	.00	.00	.00	.00
+/- MTD Write-Off Up/(Down)	.00	.00	.00	.00	.00
Ending Balance	.00	.00	.00	.00	.00

As of Date: 04/30/2016 Last: 03/31/2016

MGT MUNICIPAL GO BONDS

RECONCILING TOTALS		Total	AFS	HFT	HTM	Others
Par/Cur Face		250,000.00	.00	.00	250,000.00	.00
+ Unamortized		.00	.00	.00	.00	.00
- Unaccreted		.00	.00	.00	.00	.00
- Unaccrued Interest (DI)		.00	.00	.00	.00	.00
Principal Cost		267,500.00	.00	.00	267,500.00	.00
- LTD Amortized		17,500.00	.00	.00	17,500.00	.00
+ LTD Accreted		.00	.00	.00	.00	.00
+ LTD Accrued Interest (DI)		.00	.00	.00	.00	.00
Interest Income	MTD	1,083.34	.00	.00	1,083.34	.00
	YTD	4,333.34	.00	.00	4,333.34	.00
Interest Shortfall	MTD	.00	.00	.00	.00	.00
	YTD	.00	.00	.00	.00	.00
Amortized Expense	MTD	.00	.00	.00	.00	.00
	YTD	.00	.00	.00	.00	.00
Paydown Amort	MTD	.00	.00	.00	.00	.00
	YTD	.00	.00	.00	.00	.00
Accreted Income	MTD	.00	.00	.00	.00	.00
	YTD	.00	.00	.00	.00	.00
Paydown Accrete	MTD	.00	.00	.00	.00	.00
	YTD	.00	.00	.00	.00	.00
Principal Shortfal	MTD	.00	.00	.00	.00	.00
	YTD	.00	.00	.00	.00	.00
Net Profit/Loss	MTD	.00	.00	.00	.00	.00
	YTD	.00	.00	.00	.00	.00
Gross Profit	MTD	.00	.00	.00	.00	.00
	YTD	.00	.00	.00	.00	.00
Gross Loss	MTD	.00	.00	.00	.00	.00
	YTD	.00	.00	.00	.00	.00
Call P/L	MTD	.00	.00	.00	.00	.00
	YTD	.00	.00	.00	.00	.00

As of Date: 04/30/2016 Last: 03/31/2016

MRT MUNICIPAL REV BONDS

Projected Month-End Entries	Total	AFS	HFT	HTM	Others
Interest: Debit Interest Accrual	841.66	841.66	.00	.00	.00
Debit Principal	.00	.00	.00	.00	.00
Credit Interest Income	841.66	841.66	.00	.00	.00
Debit Interest Shortfall	.00	.00	.00	.00	.00
Amortztn: Debit Amortized Expense	.00	.00	.00	.00	.00
Credit Principal(Position)	.00	.00	.00	.00	.00
Credit Principal(Pdn/Pup)	.00	.00	.00	.00	.00
Debit Principal Shortfall	.00	.00	.00	.00	.00
Accretn: Debit Principal(Position)	.00	.00	.00	.00	.00
Debit Principal(Pdn/Pup)	.00	.00	.00	.00	.00
Credit Accreted Income	.00	.00	.00	.00	.00
Book Adjs: Debit Principal	.00	.00	.00	.00	.00
Debit Profit/Loss	.00	.00	.00	.00	.00
Credit Principal	.00	.00	.00	.00	.00
Credit Profit/Loss	.00	.00	.00	.00	.00
Change in Market Valuation Accounts:					
AFS Holdings					
Asset - DR/(CR) Reserve - Unrlzd P/L	.00	.00	.00	.00	.00
SEA Profit - DR	.00	.00	.00	.00	.00
SEA Profit - After Tax	.00	.00	.00	.00	.00
SEA Profit - Deferred Tax	.00	.00	.00	.00	.00
SEA Loss - (CR)	.00	.00	.00	.00	.00
SEA Loss - After Tax	.00	.00	.00	.00	.00
SEA Loss - Deferred Tax	.00	.00	.00	.00	.00
Equity - DR/(CR) Unrealized Inv. P/L	.00	.00	.00	.00	.00
SEA Unrealized Inv. Profit - DR	.00	.00	.00	.00	.00
SEA Profit - After Tax	.00	.00	.00	.00	.00
SEA Profit - Deferred Tax	.00	.00	.00	.00	.00
SEA Unrealized Inv. Loss - (CR)	.00	.00	.00	.00	.00
SEA Loss - After Tax	.00	.00	.00	.00	.00
SEA Loss - Deferred Tax	.00	.00	.00	.00	.00
HTM/NMO Transfers From AFS					
Asset - DR/(CR) Unearned Market P/L	.00	.00	.00	.00	.00
Equity - DR/(CR) Unearned P/L	.00	.00	.00	.00	.00

As of Date: 04/30/2016 Last: 03/31/2016

MRT MUNICIPAL REV BONDS

BOOK VALUE	Total	AFS	HFT	HTM	Others
Beginning Balance	200,000.00	200,000.00	.00	.00	.00
+ Purchases	.00	.00	.00	.00	.00
+ Pay-up	.00	.00	.00	.00	.00
+ Discount Int	.00	.00	.00	.00	.00
- Sales	.00	.00	.00	.00	.00
- Paydowns	.00	.00	.00	.00	.00
- Maturity/Call/Put	.00	.00	.00	.00	.00
+ Accretion	.00	.00	.00	.00	.00
+ Accret Payup/Pdwn	.00	.00	.00	.00	.00
- Amortization	.00	.00	.00	.00	.00
- Amort Payup/Pdwn	.00	.00	.00	.00	.00
+/- Transferred Book	.00	.00	.00	.00	.00
+/- Book Value Adj.	.00	.00	.00	.00	.00
+/- Amort/Accrete Adj.	.00	.00	.00	.00	.00
Ending Balance	200,000.00	200,000.00	.00	.00	.00
DELAYED PRINCIPAL RECEIVABLE					
Beginning Balance	.00	.00	.00	.00	.00
+ New Delayed Payments	.00	.00	.00	.00	.00
- Payments Received	.00	.00	.00	.00	.00
+/- Transfers	.00	.00	.00	.00	.00
Ending Balance	.00	.00	.00	.00	.00
CURRENT INTEREST ACCRUAL					
Beginning Balance	3,366.67	3,366.67	.00	.00	.00
+ Accruals	841.66	841.66	.00	.00	.00
+ Interest Purchased	.00	.00	.00	.00	.00
- Payments Due	.00	.00	.00	.00	.00
- Interest Sold	.00	.00	.00	.00	.00
+/- Transfers	.00	.00	.00	.00	.00
Ending Balance	4,208.33	4,208.33	.00	.00	.00
DELAYED INTEREST RECEIVABLE					
Beginning Balance	.00	.00	.00	.00	.00
+ New Delayed Payments	.00	.00	.00	.00	.00
- Payments Received	.00	.00	.00	.00	.00
+/- Transfers	.00	.00	.00	.00	.00
Ending Balance	.00	.00	.00	.00	.00
HTM/NMO TRANSFERS FROM AFS					
Beginning Balance Unearned Mkt Adj	.00	.00	.00	.00	.00
+/- Transfers Up/(Down)	.00	.00	.00	.00	.00
+/- Sales/Mkt Adj	.00	.00	.00	.00	.00
+/- MTD Write-Off Up/(Down)	.00	.00	.00	.00	.00
Ending Balance	.00	.00	.00	.00	.00

As of Date: 04/30/2016 Last: 03/31/2016

MRT MUNICIPAL REV BONDS

RECONCILING TOTALS		Total	AFS	HFT	HTM	Others
Par/Cur Face		200,000.00	200,000.00	.00	.00	.00
+ Unamortized		.00	.00	.00	.00	.00
- Unaccreted		.00	.00	.00	.00	.00
- Unaccrued Interest (DI)		.00	.00	.00	.00	.00
Principal Cost		200,000.00	200,000.00	.00	.00	.00
- LTD Amortized		.00	.00	.00	.00	.00
+ LTD Accreted		.00	.00	.00	.00	.00
+ LTD Accrued Interest (DI)		.00	.00	.00	.00	.00
Interest Income	MTD	841.66	841.66	.00	.00	.00
	YTD	3,366.66	3,366.66	.00	.00	.00
Interest Shortfall	MTD	.00	.00	.00	.00	.00
	YTD	.00	.00	.00	.00	.00
Amortized Expense	MTD	.00	.00	.00	.00	.00
	YTD	.00	.00	.00	.00	.00
Paydown Amort	MTD	.00	.00	.00	.00	.00
	YTD	.00	.00	.00	.00	.00
Accreted Income	MTD	.00	.00	.00	.00	.00
	YTD	.00	.00	.00	.00	.00
Paydown Accrete	MTD	.00	.00	.00	.00	.00
	YTD	.00	.00	.00	.00	.00
Principal Shortfal	MTD	.00	.00	.00	.00	.00
	YTD	.00	.00	.00	.00	.00
Net Profit/Loss	MTD	.00	.00	.00	.00	.00
	YTD	.00	.00	.00	.00	.00
Gross Profit	MTD	.00	.00	.00	.00	.00
	YTD	.00	.00	.00	.00	.00
Gross Loss	MTD	.00	.00	.00	.00	.00
	YTD	.00	.00	.00	.00	.00
Call P/L	MTD	.00	.00	.00	.00	.00
	YTD	.00	.00	.00	.00	.00

As of Date: 04/30/2016 Last: 03/31/2016

*** Total

Projected Month-End Entries	Total	AFS	HFT	HTM	Others
Interest: Debit Interest Accrual	20,311.76	19,228.42	.00	1,083.34	.00
Debit Principal	.00	.00	.00	.00	.00
Credit Interest Income	20,311.76	19,228.42	.00	1,083.34	.00
Debit Interest Shortfall	.00	.00	.00	.00	.00
Amortztn: Debit Amortized Expense	7,869.90	7,869.90	.00	.00	.00
Credit Principal(Position)	2,155.05	2,155.05	.00	.00	.00
Credit Principal(Pdn/Pup)	5,714.85	5,714.85	.00	.00	.00
Debit Principal Shortfall	.00	.00	.00	.00	.00
Accretn: Debit Principal(Position)	.00	.00	.00	.00	.00
Debit Principal(Pdn/Pup)	.00	.00	.00	.00	.00
Credit Accreted Income	.00	.00	.00	.00	.00
Book Adjs: Debit Principal	.00	.00	.00	.00	.00
Debit Profit/Loss	.00	.00	.00	.00	.00
Credit Principal	.00	.00	.00	.00	.00
Credit Profit/Loss	.00	.00	.00	.00	.00
Change in Market Valuation Accounts:					
AFS Holdings					
Asset - DR/(CR) Reserve - Unrlzd P/L	23,545.33	23,545.33	.00	.00	.00
SEA Profit - DR	23,559.88	23,559.88	.00	.00	.00
SEA Profit - After Tax	14,418.66	14,418.66	.00	.00	.00
SEA Profit - Deferred Tax	9,141.22	9,141.22	.00	.00	.00
SEA Loss - (CR) (14.55)	14.55)	.00	.00	.00
SEA Loss - After Tax (8.91)	8.91)	.00	.00	.00
SEA Loss - Deferred Tax (5.64)	5.64)	.00	.00	.00
Equity - DR/(CR) Unrealized Inv. P/L (23,545.33)	23,545.33)	.00	.00	.00
SEA Unrealized Inv. Profit - DR	14.55	14.55	.00	.00	.00
SEA Profit - After Tax	8.91	8.91	.00	.00	.00
SEA Profit - Deferred Tax	5.64	5.64	.00	.00	.00
SEA Unrealized Inv. Loss - (CR) (23,559.88)	23,559.88)	.00	.00	.00
SEA Loss - After Tax (14,418.66)	14,418.66)	.00	.00	.00
SEA Loss - Deferred Tax (9,141.22)	9,141.22)	.00	.00	.00
HTM/NMO Transfers From AFS					
Asset - DR/(CR) Unearned Market P/L	.00	.00	.00	.00	.00
Equity - DR/(CR) Unearned P/L	.00	.00	.00	.00	.00

As of Date: 04/30/2016 Last: 03/31/2016

*** Total

BOOK VALUE	Total	AFS	HFT	HTM	Others
Beginning Balance	8,330,118.81	8,080,118.81	.00	250,000.00	.00
+ Purchases	.00	.00	.00	.00	.00
+ Pay-up	.00	.00	.00	.00	.00
+ Discount Int	.00	.00	.00	.00	.00
- Sales	.00	.00	.00	.00	.00
- Paydowns	136,045.87	136,045.87	.00	.00	.00
- Maturity/Call/Put	.00	.00	.00	.00	.00
+ Accretion	.00	.00	.00	.00	.00
+ Accret Payup/Pdwn	.00	.00	.00	.00	.00
- Amortization	2,155.05	2,155.05	.00	.00	.00
- Amort Payup/Pdwn	5,714.85	5,714.85	.00	.00	.00
+/- Transferred Book	.00	.00	.00	.00	.00
+/- Book Value Adj.	.00	.00	.00	.00	.00
+/- Amort/Accrete Adj.	.00	.00	.00	.00	.00
Ending Balance	8,186,203.04	7,936,203.04	.00	250,000.00	.00
DELAYED PRINCIPAL RECEIVABLE					
Beginning Balance	.00	.00	.00	.00	.00
+ New Delayed Payments	.00	.00	.00	.00	.00
- Payments Received	.00	.00	.00	.00	.00
+/- Transfers	.00	.00	.00	.00	.00
Ending Balance	.00	.00	.00	.00	.00
CURRENT INTEREST ACCRUAL					
Beginning Balance	24,838.85	22,094.41	.00	2,744.44	.00
+ Accruals	20,311.76	19,228.42	.00	1,083.34	.00
+ Interest Purchased	.00	.00	.00	.00	.00
- Payments Due	18,727.74	18,727.74	.00	.00	.00
- Interest Sold	.00	.00	.00	.00	.00
+/- Transfers	.00	.00	.00	.00	.00
Ending Balance	26,422.87	22,595.09	.00	3,827.78	.00
DELAYED INTEREST RECEIVABLE					
Beginning Balance	.00	.00	.00	.00	.00
+ New Delayed Payments	.00	.00	.00	.00	.00
- Payments Received	.00	.00	.00	.00	.00
+/- Transfers	.00	.00	.00	.00	.00
Ending Balance	.00	.00	.00	.00	.00
HTM/NMO TRANSFERS FROM AFS					
Beginning Balance Unearned Mkt Adj	.00	.00	.00	.00	.00
+/- Transfers Up/(Down)	.00	.00	.00	.00	.00
+/- Sales/Mkt Adj	.00	.00	.00	.00	.00
+/- MTD Write-Off Up/(Down)	.00	.00	.00	.00	.00
Ending Balance	.00	.00	.00	.00	.00

As of Date: 04/30/2016 Last: 03/31/2016

*** Total

RECONCILING TOTALS		Total	AFS	HFT	HTM	Others
Par/Cur Face		7,877,338.27	7,627,338.27	.00	250,000.00	.00
+ Unamortized		308,864.79	308,864.79	.00	.00	.00
- Unaccreted		.02	.02	.00	.00	.00
- Unaccrued Interest (DI)		.00	.00	.00	.00	.00
Principal Cost		8,246,051.12	7,978,551.12	.00	267,500.00	.00
- LTD Amortized		59,855.40	42,355.40	.00	17,500.00	.00
+ LTD Accreted		7.32	7.32	.00	.00	.00
+ LTD Accrued Interest (DI)		.00	.00	.00	.00	.00
Interest Income	MTD	20,311.76	19,228.42	.00	1,083.34	.00
	YTD	83,310.26	78,976.92	.00	4,333.34	.00
Interest Shortfall	MTD	.00	.00	.00	.00	.00
	YTD	.00	.00	.00	.00	.00
Amortized Expense	MTD	2,155.05	2,155.05	.00	.00	.00
	YTD	8,510.28	8,510.28	.00	.00	.00
Paydown Amort	MTD	5,714.85	5,714.85	.00	.00	.00
	YTD	23,561.77	23,561.77	.00	.00	.00
Accreted Income	MTD	.00	.00	.00	.00	.00
	YTD	.00	.00	.00	.00	.00
Paydown Accrete	MTD	.00	.00	.00	.00	.00
	YTD	.00	.00	.00	.00	.00
Principal Shortfal	MTD	.00	.00	.00	.00	.00
	YTD	.00	.00	.00	.00	.00
Net Profit/Loss	MTD	.00	.00	.00	.00	.00
	YTD	.00	.00	.00	.00	.00
Gross Profit	MTD	.00	.00	.00	.00	.00
	YTD	.00	.00	.00	.00	.00
Gross Loss	MTD	.00	.00	.00	.00	.00
	YTD	.00	.00	.00	.00	.00
Call P/L	MTD	.00	.00	.00	.00	.00
	YTD	.00	.00	.00	.00	.00

Accrual Detail Report

SAMPLE BANK
ANYWHERE, MO

InTrader (accrual)
Last : 03/31/2016
As-of: 04/30/2016
3059 168000044

Cusip Ticket	Description Rate	Maturity	Intrn	Par/Current Face Principal Cost	Sch Clc	Day Dly	PC RC	Prch Dt Issued	Last Int Dt Next Int Dt	-----Amount -----Amount	Daily Accrual Accrued to Dt	MTD Accrual YTD Accrual
ReportSequence: Accounting Group, Intention Code, Cusip, Ticket												
Group GNT												
36202DVF5	GNMA II POOL #003314			4,080.09	mo	01	na	08/15/05	04/01/16	21.68	.62	18.70
179002927	5.50000	12/20/2017	AFS	4,200.45	a	20	na	12/01/02	05/01/16	18.70	18.70	87.82
Group MBT												
31282CA80	FHLMC GOLD POOL #M30031			1,468.13	mo	01	na	05/30/06	04/01/16	7.54	.22	6.73
179002935	5.50000	08/01/2017	AFS	1,460.79	a	15	na	09/01/05	05/01/16	6.73	6.73	31.83
3128MDL84	FHLMC GOLD POOL#G14651			850,159.61	mo	01	na	08/18/14	04/01/16	1,798.82	59.04	1,771.17
182010420	2.50000	11/01/2022	AFS	872,476.30	a	15	na	12/01/12	05/01/16	1,771.17	1,771.17	7,307.22
3128MDVQ3	FHLMC GOLD POOL#G14923			1,851,057.00	mo	01	na	04/28/15	04/01/16	4,700.43	154.25	4,627.64
182010409	3.00000	10/01/2023	AFS	1,949,394.40	a	15	na	11/01/13	05/01/16	4,627.64	4,627.64	19,015.95
3128MDVQ3	FHLMC GOLD POOL#G14923			1,851,057.00	mo	01	na	07/01/15	04/01/16	4,700.43	154.25	4,627.64
182010412	3.00000	10/01/2023	AFS	1,944,489.20	a	15	na	11/01/13	05/01/16	4,627.64	4,627.64	19,015.95
3128MMRC9	FHLMC GOLD POOL #G18482			1,628,065.28	mo	01	na	06/16/15	04/01/16	4,857.81	158.28	4,748.52
182010410	3.50000	09/01/2028	AFS	1,724,731.66	a	15	na	09/01/13	05/01/16	4,748.52	4,748.52	19,479.14
31418ASV1	FNMA POOL#MA1431			1,241,451.16	mo	01	na	06/17/14	04/01/16	2,641.03	86.21	2,586.36
182010411	2.50000	05/01/2023	AFS	1,281,798.32	a	25	na	04/01/13	05/01/16	2,586.36	2,586.36	10,672.35
Group MGT												
790267AL2	ST JOHN IN PARK DIST			250,000.00	jj	15	na	10/06/04	01/15/16	6,500.00	36.11	1,083.34
179002932	5.20000	01/15/2018	HTM	267,500.00	a		na	12/15/97	07/15/16	6,500.00	3,827.78	4,333.34
Group MRT												
644770BX6	NEW HAMPTON IA			200,000.00	jd	01	na	07/14/04	12/01/15	5,050.00	28.06	841.66
179002930	5.05000	06/01/2020	AFS	200,000.00	a		na	07/01/04	06/01/16	5,050.00	4,208.33	3,366.66

Accrual Detail Report

SAMPLE BANK
ANYWHERE, MO

InTrader (accrual)

Last : 03/31/2016

As-of: 04/30/2016

3059 168000044

Grp	Name	Cnt	Par/Current Face Closed YTD DI Closed YTD	Accrued to Date Acc TD Capitalized DI Accrued T.D.	MTD Accrued MTD Capitalized DI MTD Accrued	YTD Accrued YTD Capitalized DI YTD Accrued	Last Amount Next Amount Daily
*** TOTALS ***							
GNT	GNMA MBS						
	Available For Sale	1	4,080.09 .00 .00	18.70 .00 .00	18.70 .00 .00	87.82 .00 .00	21.68 18.70 .62
	Group Totals	1	4,080.09 .00 .00	18.70 .00 .00	18.70 .00 .00	87.82 .00 .00	21.68 18.70 .62
MBT	FNMA / FHLMC MBS						
	Available For Sale	6	7,423,258.18 .00 .00	18,368.06 .00 .00	18,368.06 .00 .00	75,522.44 .00 .00	18,706.06 18,368.06 612.25
	Group Totals	6	7,423,258.18 .00 .00	18,368.06 .00 .00	18,368.06 .00 .00	75,522.44 .00 .00	18,706.06 18,368.06 612.25
MGT	MUNICIPAL GO BONDS						
	Available For Sale	0	.00 .00 .00	.00 .00 .00	.00 .00 .00	.00 .00 .00	.00 .00 .00
	Held to Maturity	1	250,000.00 .00 .00	3,827.78 .00 .00	1,083.34 .00 .00	4,333.34 .00 .00	6,500.00 6,500.00 36.11
	Group Totals	1	250,000.00 .00 .00	3,827.78 .00 .00	1,083.34 .00 .00	4,333.34 .00 .00	6,500.00 6,500.00 36.11
MRT	MUNICIPAL REV BONDS						
	Available For Sale	1	200,000.00 .00 .00	4,208.33 .00 .00	841.66 .00 .00	3,366.66 .00 .00	5,050.00 5,050.00 28.06
	Group Totals	1	200,000.00 .00 .00	4,208.33 .00 .00	841.66 .00 .00	3,366.66 .00 .00	5,050.00 5,050.00 28.06
***	Totals						
	Available For Sale	8	7,627,338.27 .00 .00	22,595.09 .00 .00	19,228.42 .00 .00	78,976.92 .00 .00	23,777.74 23,436.76 640.93
	Held to Maturity	1	250,000.00 .00 .00	3,827.78 .00 .00	1,083.34 .00 .00	4,333.34 .00 .00	6,500.00 6,500.00 36.11

Accrual Detail Report

SAMPLE BANK
ANYWHERE, MO

InTrader (accrual)

Last : 03/31/2016

As-of: 04/30/2016

3059 168000044

Grp	Name	Cnt	Par/Current Face Closed YTD DI Closed YTD	Accrued to Date Acc TD Capitalized DI Accrued T.D.	MTD Accrued MTD Capitalized DI MTD Accrued	YTD Accrued YTD Capitalized DI YTD Accrued	Last Amount Next Amount Daily
	Totals	9	7,877,338.27	26,422.87	20,311.76	83,310.26	30,277.74
			.00	.00	.00	.00	29,936.76
			.00	.00	.00	.00	677.04

	Par/Current Face	Daily Accrual	MTD Accrual	YTD Accrual	Accrual To Date
BANK QUALIFIED - 20% DISALLOWANCE	250,000.00	36.11	1,083.34	4,333.34	3,827.78
NONDEDUCTIBLE - 100% DISALLOWANCE	200,000.00	28.06	841.66	3,366.66	4,208.33
Out-State Municipals - Exempt	450,000.00	64.17	1,925.00	7,700.00	8,036.11

This page intentionally left blank

Accretion Detail Report

SAMPLE BANK
ANYWHERE, MO

InTrader (accret)
Last : 03/31/2016
As-of: 04/30/2016
3059 168000044

Cusip/Isin	Description	Par/Current Face	Beginning Book	Book Yld	Ltd Accreted	Mtd Accreted
Ticket	Rate	Principal	Ending Book	CPR Actg	Unaccreted	Ytd Accreted
Put Cd---Date---Price	Maturity	Purch Dt	From Date	-----Price	Daily	Mtd Paydwn Ac
	Intn	Purch Pr	To Date	-----Price		Ytd Paydwn Ac
	Call Cd---Date---Price					
	Purch Factor					
Report Sequence: Accounting Group, Intention Code, Cusip, Ticket						
Group MBT					AcL= d	St= n
31282CA80	FHLMC GOLD POOL #M30031	1,468.13	1,645.80	5.502	7.32	.00
179002935	5.500000 08/01/2017 AFS	1,460.79	1,468.11	34.75197 t	.02	.00
		05/30/2006	04/01/16	99.9987848	.00	.00
	.7941234400	99.500000	12/01/16	100.00		.00

Accretion Detail Report

SAMPLE BANK
ANYWHERE, MO

InTrader (accret)

Last : 03/31/2016

As-of: 04/30/2016

3059 168000044

Grp	Name	Count	Par/Current Face Ending Book	LTD Accreted Unaccreted Approx Daily	MTD Accreted MTD Paydown Accret Total	YTD Accreted YTD Paydown Accret YTD Closed Accret
*** TOTALS ***						
MBT	FNMA / FHLMC MBS					
	Available For Sale	1	1,468.13	7.32	.00	.00
			1,468.11	.02	.00	.00
				.00	.00	.00
Group Totals		1	1,468.13	7.32	.00	.00
			1,468.11	.02	.00	.00
				.00	.00	.00
***	Totals					
	Available For Sale	1	1,468.13	7.32	.00	.00
			1,468.11	.02	.00	.00
				.00	.00	.00
Totals		1	1,468.13	7.32	.00	.00
			1,468.11	.02	.00	.00
				.00	.00	.00
			Par/Current Face	Unaccreted	Daily Accreted	LTD Accreted
						MTD Accreted
						YTD Accreted

Amortization Detail Report

SAMPLE BANK
ANYWHERE, MO

InTrader (amort)
Last : 03/31/2016
As-of: 04/30/2016
3059 168000044

Cusip/Isin Ticket	Description Rate	Maturity Call Cd---Date---Price	Intn Date---Price Purch Factor	Par/Current Face Principal Purch Dt Purch Pr	Beginning Book Ending Book From Date To Date	Book Yld CPR Actg -----Price -----Price	LTD Amortized Unamortized Daily	MTD Amortized YTD Amortized MTD Paydwn Am YTD Paydwn Am
----------------------	---------------------	------------------------------------	--------------------------------------	---	---	--	---------------------------------------	--

Report Sequence: Accounting Group, Intention Code, Cusip, Ticket

AmL= d St= n

Group GNT

36202DVF5	GNMA II POOL #003314			4,080.09	4,731.12	5.50	120.36	.00
179002927	5.5000	12/20/2017	AFS	4,200.45	4,080.09	37.26967	.00	.00
				08/15/2005	04/01/16	100.00	.00	.00
			.4366267000	102.949998	02/01/17	100.00		.00

Group MBT

3128MDL84	FHLMC GOLD POOL#G14651			850,159.61	879,468.06	1.7549412	6,682.47	152.68
182010420	2.5000	11/01/2022	AFS	872,476.30	865,793.83	11.36263	15,634.22	598.70
				08/18/2014	07/01/15	102.017748	5.21	246.51
			.7506438303	102.625000	11/01/22	100.00		1,434.05
3128MDVQ3	FHLMC GOLD POOL#G14923			1,851,057.00	1,968,973.37	1.295072	11,666.02	756.08
182010409	3.0000	10/01/2023	AFS	1,949,394.40	1,937,728.38	12.77243	86,671.38	2,766.57
				04/28/2015	07/01/15	105.0475051	23.23	1,375.08
			.7884361700	105.312500	10/01/23	100.00		6,708.19
3128MDVQ3	FHLMC GOLD POOL#G14923			1,851,057.00	1,968,973.37	1.295072	6,760.82	756.08
182010412	3.0000	10/01/2023	AFS	1,944,489.20	1,937,728.38	12.77243	86,671.38	2,766.57
				07/01/2015	07/01/15	105.0475051	23.23	1,375.08
			.7460776700	105.047505	10/01/23	100.00		6,708.19
3128MMRC9	FHLMC GOLD POOL #G18482			1,628,065.28	1,760,129.23	2.0220878	4,445.85	245.31
182010410	3.5000	09/01/2028	AFS	1,724,731.66	1,720,285.81	12.07359	92,220.53	1,385.57
				06/16/2015	07/01/15	105.8830271	12.20	2,128.11
			.7659119520	105.937500	09/01/28	100.00		6,240.06
31418ASV1	FNMA POOL#MA1431			1,241,451.16	1,296,197.86	1.6187432	12,679.88	244.90
182010411	2.5000	05/01/2023	AFS	1,281,798.32	1,269,118.44	12.39819	27,667.28	992.87
				06/17/2014	07/01/15	102.4227233	8.28	590.07
			.8424400311	103.250000	05/01/23	100.00		2,471.28

Group MGT

790267AL2	ST JOHN IN PARK DIST			250,000.00	250,000.00	5.20	17,500.00	.00
179002932	5.2000	01/15/2018	HTM	267,500.00	250,000.00	0.00000	.00	.00
		c 07/15/2016	100.0000	10/06/2004	04/01/16	100.00	.00	.00
			1.0000000000	107.000000	01/15/18	100.00		.00

Amortization Detail Report

SAMPLE BANK
ANYWHERE, MO

InTrader (amort)
Last : 03/31/2016
As-of: 04/30/2016
3059 168000044

Grp	Name	Count	Par/Current Face Ending Book	LTD Amortized Unamortized Approx Daily	MTD Amortized MTD Paydown Amort Total	YTD Amortized YTD Paydown Amort YTD Closed Amort		
*** TOTALS ***								
GNT	GNMA MBS							
	Available For Sale	1	4,080.09 4,080.09	120.36 .00 .00	.00 .00 .00	.00 .00 .00		
Group Totals		1	4,080.09 4,080.09	120.36 .00 .00	.00 .00 .00	.00 .00 .00		
MBT	FNMA / FHLMC MBS							
	Available For Sale	5	7,421,790.05 7,730,654.84	42,235.04 308,864.79 72.15	2,155.05 5,714.85 7,869.90	8,510.28 23,561.77 .00		
Group Totals		5	7,421,790.05 7,730,654.84	42,235.04 308,864.79 72.15	2,155.05 5,714.85 7,869.90	8,510.28 23,561.77 .00		
	Available For Sale	0	.00 .00	.00 .00 .00	.00 .00 .00	.00 .00 .00		
MGT	MUNICIPAL GO BONDS							
	Held to Maturity	1	250,000.00 250,000.00	17,500.00 .00 .00	.00 .00 .00	.00 .00 .00		
Group Totals		1	250,000.00 250,000.00	17,500.00 .00 .00	.00 .00 .00	.00 .00 .00		
***	Totals							
	Available For Sale	6	7,425,870.14 7,734,734.93	42,355.40 308,864.79 72.15	2,155.05 5,714.85 7,869.90	8,510.28 23,561.77 .00		
	Held to Maturity	1	250,000.00 250,000.00	17,500.00 .00 .00	.00 .00 .00	.00 .00 .00		
Totals		7	7,675,870.14 7,984,734.93	59,855.40 308,864.79 72.15	2,155.05 5,714.85 7,869.90	8,510.28 23,561.77 .00		
			Par/Current Face	Unamortized	Daily Amortized	LTD Amortized	MTD Amortized	YTD Amortized
	BANK QUALIFIED - 20% DISALLOWANCE		250,000.00	0.00	0.00	17,500.00	0.00	0.00
	Out-State Municipals - Exempt		250,000.00	0.00	0.00	17,500.00	0.00	0.00

Alternative Basis Report

SAMPLE BANK
ANYWHERE, MO

InTrader (altbasrpt)

Last : 03/31/2016

As-of: 04/30/2016

3059 168000044

ID	Description	Rate	Typ	Pur Date	Issued	Pur Price	Original Face	Par Value
Ticket	Call Cd-Dt-Price	Int	Lvl	Risk	Maturity		Principal Cost	Fair Value

No data to report

This page intentionally left blank

Delayed Payment Detail

SAMPLE BANK
ANYWHERE, MO
Delayed from April 30, 2016 to a future month

InTrader (delay)
3059 168000044

Cusip/Sec ID	Loc	Description	Original Face	Receive Dt	Delay Days	Prin Amt Due			
Grp Ticket	TrTyp	Rate	Par/Curr Face	Payable Dt	Float Days	Int Amt Due	Total Delayed Amt		

No data to report

This page intentionally left blank

HTM Transfer Write-Off Report

SAMPLE BANK
ANYWHERE, MO

InTrader (htmxfer)
Last : 03/31/2016
As-of: 04/30/2016
3059 168000044

Cusip/Isin Ticket	Description Rate	Maturity	Intrn	Par/Current Face Principal	Xfer Dt End Dt	Book Price Mkt Price	Equity Balance LTD Write-Off	Write-Up PDN/CAL/MAT	Write-Down PDN/CAL/MAT
----------------------	---------------------	----------	-------	-------------------------------	-------------------	-------------------------	---------------------------------	-------------------------	---------------------------

No data to report

This page intentionally left blank

Mark to Market Detail Report

SAMPLE BANK
MO

InTrader (fairmkt)

Last : 03/31/2016

As-of: 04/30/2016

3059 168000044

Sec ID Ticket Intention OTTI	Description Rate(V) Maturity Call Cd-----Date-----Price	Original Face Par/Curr Face Original Cost Mtd Adj: After Tax	Curr Book Value Prev Book Value Mtd Adj: Deferred Tax	Purch Dt Prcng Dt Trnfr Dt	Curr Fair Value Prev Fair Value Level SEA Bal: After Tax	Mtd Equity Adj SEA Bal MTD Trdg Mk to Mkt SEA Bal: Deferred Tax
---------------------------------------	---	---	---	----------------------------------	---	--

Report Sequence: Accounting Group, Cusip and Ticket.

Group GNT

36202DVF5	GNMA II POOL #003314 GNII SF 003314	500,000.00	4,080.09	08/15/05	4,159.74	-12.58
179002927	M	4,080.09	4,731.12	04/26/16	4,823.35	79.65
Avble For Sale	5.500 12/20/2017	4,200.45			2	.00
		-7.70	-4.88		48.75	30.90

Group MBT

31282CA80	FHLMC GOLD POOL #M30031 05.500	500,000.00	1,468.11	05/30/06	1,477.58	-1.97
179002935	FGPC M30031 G	1,468.13	1,645.80	04/26/16	1,657.24	9.47
Avble For Sale	5.500 08/01/2017	1,460.79			2	.00
		-1.21	-0.76		5.80	3.67

3128MDL84	FHLMC GOLD POOL#G14651 (G1)	1,650,000.00	865,793.83	08/18/14	875,046.41	1,806.73
182010420	GIANT MULTILEND CONV 15YR	850,159.61	879,468.06	04/26/16	886,913.91	9,252.58
Avble For Sale	2.500 11/01/2022	872,476.30			2	.00
		1,105.72	701.01		5,662.58	3,590.00

3128MDVQ3	FHLMC GOLD POOL#G14923	3,000,000.00	1,937,728.38	04/28/15	1,934,555.89	4,643.44
182010409	(G1)GIANT MULTILEND CONV 15 YR	1,851,057.00	1,968,973.37	04/26/16	1,961,157.44	-3,172.49
Avble For Sale	3.000 10/01/2023	1,949,394.40			2	.00
		2,841.79	1,801.65		-1,941.56	-1,230.93

3128MDVQ3	FHLMC GOLD POOL#G14923	3,000,000.00	1,937,728.38	07/01/15	1,934,555.89	4,643.44
182010412	(G1)GIANT MULTILEND CONV 15 YR	1,851,057.00	1,968,973.37	04/26/16	1,961,157.44	-3,172.49
Avble For Sale	3.000 10/01/2023	1,944,489.20			2	.00
		2,841.79	1,801.65		-1,941.56	-1,230.93

3128MMRC9	FHLMC GOLD POOL #G18482	2,500,000.00	1,720,285.81	06/16/15	1,722,600.32	9,606.73
182010410	(G1)GIANT MULTILENDER CONV15YR	1,628,065.28	1,760,129.23	04/26/16	1,752,837.01	2,314.51
Avble For Sale	3.500 09/01/2028	1,724,731.66			2	.00
		5,879.32	3,727.41		1,416.48	898.03

31418ASV1	FNMA POOL#MA1431 (CN) CONV	2,250,000.00	1,269,118.44	06/17/14	1,275,341.81	2,859.54
182010411	LEVEL PAY	1,241,451.16	1,296,197.86	04/26/16	1,299,561.69	6,223.37
Avble For Sale	2.500 05/01/2023	1,281,798.32			2	.00
		1,750.04	1,109.50		3,808.70	2,414.67

Group MRT

Mark to Market Detail Report

SAMPLE BANK
MO

InTrader (fairmkt)

Last : 03/31/2016

As-of: 04/30/2016

3059 168000044

Sec ID	Description	Original Face	Curr Book Value	Purch Dt	Curr Fair Value	Mtd Equity Adj
Ticket	Rate(V) Maturity	Par/Curr Face	Prev Book Value	Prcng Dt	Prev Fair Value	SEA Bal
Intention	Call Cd-----Date-----Price	Original Cost		Trnfr Dt	Level	MTD Trdg Mk to Mkt
OTTI		Mtd Adj: After Tax	Mtd Adj: Deferred Tax		SEA Bal: After Tax	SEA Bal: Deferred Tax

Group MRT

644770BX6	NEW HAMPTON IA ELEC REV	200,000.00	200,000.00	07/14/04	200,000.00	.00
179002930	5.050 06/01/2020	200,000.00	200,000.00	04/26/16	200,000.00	.00
Avble For Sale		200,000.00			2	.00
		.00	.00		.00	.00

Mark to Market Detail Report

SAMPLE BANK
MO

InTrader (fairmkt)

Last : 03/31/2016

As-of: 04/30/2016

3059 168000044

Sec ID Ticket Intention OTTI	Description Rate(V) Maturity Call Cd-----Date-----Price	Original Face Par/Curr Face Original Cost Mtd Adj: After Tax	Curr Book Value Prev Book Value Mtd Adj: Deferred Tax	Purch Dt Prcng Dt Trnfr Dt	Curr Fair Value Prev Fair Value Level SEA Bal: After Tax	Mtd Equity Adj SEA Bal MTD Trdg Mk to Mkt SEA Bal: Deferred Tax
---------------------------------------	---	---	---	----------------------------------	---	--

*** TOTALS BY GROUP/PORTFOLIO:

Count						
GNT		GNMA MBS	500,000.00	4,080.09	4,159.74	-12.58
	1	Available For Sale	4,080.09	4,731.12	4,823.35	79.65
			4,200.45			.00
			.00	.00	48.75	30.90
			(7.70)	(4.88)	(.00)	(.00)
GRP TOTAL	1	GNMA MBS	500,000.00	4,080.09	4,159.74	-12.58
			4,080.09	4,731.12	4,823.35	79.65
			4,200.45			.00
			.00	.00	48.75	30.90
			(7.70)	(4.88)	(.00)	(.00)
MBT		FNMA / FHLMC MBS	12,900,000.00	7,732,122.95	7,743,577.90	23,557.91
	6	Available For Sale	7,423,258.18	7,875,387.69	7,863,284.73	11,454.95
			7,774,350.67			.00
			14,418.66	9,141.22	10,893.56	6,906.37
			(1.21)	(.76)	(3,883.12)	(2,461.86)
GRP TOTAL	6	FNMA / FHLMC MBS	12,900,000.00	7,732,122.95	7,743,577.90	23,557.91
			7,423,258.18	7,875,387.69	7,863,284.73	11,454.95
			7,774,350.67			.00
			14,418.66	9,141.22	10,893.56	6,906.37
			(1.21)	(.76)	(3,883.12)	(2,461.86)
MRT		MUNICIPAL REV BONDS	200,000.00	200,000.00	200,000.00	.00
	1	Available For Sale	200,000.00	200,000.00	200,000.00	.00
			200,000.00			.00
			.00	.00	.00	.00
GRP TOTAL	1	MUNICIPAL REV BONDS	200,000.00	200,000.00	200,000.00	.00
			200,000.00	200,000.00	200,000.00	.00
			200,000.00			.00
			.00	.00	.00	.00
***		TOTAL	13,600,000.00	7,936,203.04	7,947,737.64	23,545.33
	8	Available For Sale	7,627,338.27	8,080,118.81	8,068,108.08	11,534.60
			7,978,551.12			.00
			14,418.66	9,141.22	10,942.31	6,937.27
			(8.91)	(5.64)	(3,883.12)	(2,461.86)

Mark to Market Detail Report

SAMPLE BANK
MO

InTrader (fairmkt)
Last : 03/31/2016
As-of: 04/30/2016
3059 168000044

Sec ID	Description	Original Face	Curr Book Value	Purch Dt	Curr Fair Value	Mtd Equity Adj
Ticket	Rate(V) Maturity	Par/Curr Face	Prev Book Value	Prcng Dt	Prev Fair Value	SEA Bal
Intention	Call Cd-----Date-----Price	Original Cost		Trnfr Dt	Level	MTD Trdg Mk to Mkt
OTTI		Mtd Adj: After Tax	Mtd Adj: Deferred Tax		SEA Bal: After Tax	SEA Bal: Deferred Tax

TOTAL		13,600,000.00	7,936,203.04		7,947,737.64	23,545.33
	8	7,627,338.27	8,080,118.81		8,068,108.08	11,534.60
		7,978,551.12				.00
		14,418.66	9,141.22		10,942.31	6,937.27
		(8.91)	(5.64)		(3,883.12)	(2,461.86)

Group	Name	Price Level	#of	Par	Book Value	Fair Value
GNT	GNMA MBS	2	1	4,080.09	4,080.09	4,159.74
MBT	FNMA / FHLMC MBS	2	6	7,423,258.18	7,732,122.95	7,743,577.90
MRT	MUNICIPAL REV BONDS	2	1	200,000.00	200,000.00	200,000.00
	Totals	2	8	7,627,338.27	7,936,203.04	7,947,737.64

Effective Tax Rate: 38.8%

Status Change ReportSAMPLE BANK
ANYWHERE, MO

InTrader (statchg)

Last : 03/31/2016

As-of: 04/30/2016

3059 168000044

Security	Ticket	Description	Changed From	Changed To	Source
31282CA80	179002935	Est Mat Date	11/01/16	12/01/16	opr
3128MDL84	182010420	Est Mat Date	12/01/18	01/01/19	opr
3128MDVQ3	182010409	Est Mat Date	02/01/19	03/01/19	opr
	182010412	Est Mat Date	02/01/19	03/01/19	opr
31418ASV1	182010411	Est Mat Date	01/01/19	02/01/19	opr

This page intentionally left blank

Accounting Transaction Journal INTEREST COLLECTIONS

SAMPLE BANK
ANYWHERE, MO

InTrader (atjint)
Last: 03/31/2016
As-of: 04/30/2016
3059 168000044

Sec ID	Description	Par/Curr Face	Sch	Day	Issue Date	Interest Amt	Dlyd - Now Rcvd	Interest Due		
Grp	Ticket	Rate	Maturity	Purchase Date	CCd	Loc	Next Date	Interest Date	Dlyd - Not Rcvd	Int Cost Clctd
36202DVF5		GNMA II POOL #003314	4,080.09	mo	1	12/01/02		21.68	.00	21.68
GNT	179002927	GNII SF 003314 M	08/15/2005	a	ZZZ	05/01/16		04/01/2016	.00	.00
		5.50000	12/20/2017							
31282CA80		FHLMC GOLD POOL #M30031	1,468.13	mo	1	09/01/05		7.54	.00	7.54
MBT	179002935	05.500 FGPC M30031 G	05/30/2006	a	ZZZ	05/01/16		04/01/2016	.00	.00
		5.50000	08/01/2017							
3128MDL84		FHLMC GOLD POOL#G14651	850,159.61	mo	1	12/01/12		1,798.82	.00	1,798.82
MBT	182010420	(G1) GIANT MULTILEND CONV 15YR	08/18/2014	a	FED	05/01/16		04/01/2016	.00	.00
		2.50000	11/01/2022							
3128MDVQ3		FHLMC GOLD POOL#G14923	1,851,057.00	mo	1	11/01/13		4,700.43	.00	4,700.43
MBT	182010409	(G1)GIANT MULTILEND CONV 15 YR	04/28/2015	a	FED	05/01/16		04/01/2016	.00	.00
		3.00000	10/01/2023							
3128MDVQ3		FHLMC GOLD POOL#G14923	1,851,057.00	mo	1	11/01/13		4,700.43	.00	4,700.43
MBT	182010412	(G1)GIANT MULTILEND CONV 15 YR	07/01/2015	a	FED	05/01/16		04/01/2016	.00	.00
		3.00000	10/01/2023							
3128MMRC9		FHLMC GOLD POOL #G18482	1,628,065.28	mo	1	09/01/13		4,857.81	.00	4,857.81
MBT	182010410	(G1)GIANT MULTILENDER CONV15YR	06/16/2015	a	FED	05/01/16		04/01/2016	.00	.00
		3.50000	09/01/2028							
31418ASV1		FNMA POOL#MA1431	1,241,451.16	mo	1	04/01/13		2,641.03	.00	2,641.03
MBT	182010411	(CN) CONV LEVEL PAY	06/17/2014	a	FED	05/01/16		04/01/2016	.00	.00
		2.50000	05/01/2023							

Accounting Transaction Journal INTEREST COLLECTIONS

SAMPLE BANK
 ANYWHERE, MO

InTrader (atjint)
 Last: 03/31/2016
 As-of: 04/30/2016
 3059 168000044

INTEREST COLLECTION Group Totals:	Cnt	Par/Curr Face	Interest Amt	Dlyd - Now Rcvd Dlyd - Not Rcvd	Interest Rcvd Int Cost Clctd
GNT GNMA MBS	1	4,080.09	21.68	.00	21.68
				.00	.00
Capitalized		.00	.00	Interest Shortfall	.00
				.00	.00
				.00	.00
MBT FNMA / FHLMC MBS	6	7,423,258.18	18,706.06	.00	18,706.06
				.00	.00
Capitalized		.00	.00	Interest Shortfall	.00
				.00	.00
				.00	.00
Total	7	7,427,338.27	18,727.74	.00	18,727.74
				.00	.00
Capitalized		.00	.00	Interest Shortfall	.00
				.00	.00
				.00	.00

Accounting Transaction Journal PURCHASES

SAMPLE BANK
ANYWHERE, MO

InTrader (atjpurch)
Last: 03/31/2016
As-of: 04/30/2016
3059 168000044

Trd Date	Sec ID	Description	Par/Curr Face	Principal Cost	Daily Int	Interest Exp	Service Chrg			
Set Date	Grp	Ticket	Rate	Maturity	Est Mat	Intn	Original Face	Pur Price	Yield	Total Payment

No data to report

This page intentionally left blank

Accounting Transaction Journal - REDEMPTIONS

SAMPLE BANK
ANYWHERE, MO

InTrader (atjrdmpt)

Last: 03/31/2016

As-of: 04/30/2016

3059 168000044

Sec ID	Description	Par/Curr Face	Principal Rcvd	MTD Am/Ac	MTD Accrued	Interest Rcvd
Close Dt	Ticket	Rate	Principal Cost	YTD Am/Ac	YTD Accrued	
Clctn DT	Pur Date	Maturity	Original Face	LTD Am/Ac	LTD DI Accrued	Total Payment
Grp	Intention	Est Mat	AFS to HTM/NMO Writeoff		Clctd Int Exp	
REDEMPTIONS: PDN -						
36202DVF5		GNMA II POOL #003314	651.03	651.03	.00	2.57
04/01/16	179002927	GNII SF 003314 M	670.24	651.03	.00	12.08
04/20/16	08/15/05	5.50000 12/20/2017 02/01/17	500,000.00	.00	-19.21	.00
GNT	AFS	19 DAY DELAY COLLECTION				651.03
		Daily Accrual .09				.00
31282CA80		FHLMC GOLD POOL #M30031	177.69	177.69	.00	.73
04/01/16	179002935	05.500 FGPC M30031 G	176.80	177.69	.00	3.44
04/15/16	05/30/06	5.50000 08/01/2017 12/01/16	500,000.00	.00	.89	.00
MBT	AFS	14 DAY DELAY COLLECTION				177.69
		Daily Accrual .02				.00
3128MDL84		FHLMC GOLD POOL#G14651	13,275.04	13,275.04	-246.51	27.23
04/01/16	182010420	(G1) GIANT MULTILEND CONV 15YR	13,623.51	13,275.04	-6.86	112.35
04/15/16	08/18/14	2.50000 11/01/2022 01/01/19	1,650,000.00	.00	-348.47	.00
MBT	AFS	14 DAY DELAY COLLECTION				13,275.04
		Daily Accrual .91				.00
3128MDVQ3		FHLMC GOLD POOL#G14923	29,113.83	29,113.83	-1,375.08	71.66
04/01/16	182010409	(G1)GIANT MULTILEND CONV 15 YR	30,660.50	29,113.83	-31.13	294.46
04/15/16	04/28/15	3.00000 10/01/2023 03/01/19	3,000,000.00	.00	-1,546.67	.00
MBT	AFS	14 DAY DELAY COLLECTION				29,113.83
		Daily Accrual 2.39				.00
3128MDVQ3		FHLMC GOLD POOL#G14923	29,113.83	29,113.83	-1,375.08	71.66
04/01/16	182010412	(G1)GIANT MULTILEND CONV 15 YR	30,583.35	29,113.83	-31.13	294.46
04/15/16	07/01/15	3.00000 10/01/2023 03/01/19	3,000,000.00	.00	-1,469.52	.00
MBT	AFS	14 DAY DELAY COLLECTION				29,113.83
		Daily Accrual 2.39				.00
3128MMRC9		FHLMC GOLD POOL #G18482	37,470.00	37,470.00	-2,128.11	106.83
04/01/16	182010410	(G1)GIANT MULTILENDER CONV15YR	39,694.78	37,470.00	-25.65	438.23
04/15/16	06/16/15	3.50000 09/01/2028 07/01/20	2,500,000.00	.00	-2,224.78	.00
MBT	AFS	14 DAY DELAY COLLECTION				37,470.00
		Daily Accrual 3.56				.00
31418ASV1		FNMA POOL#MA1431	26,244.45	26,244.45	-590.07	53.54
04/01/16	182010411	(CN) CONV LEVEL PAY	27,097.39	26,244.45	-15.48	220.94
04/25/16	06/17/14	2.50000 05/01/2023 02/01/19	2,250,000.00	.00	-852.94	.00
MBT	AFS	24 DAY DELAY COLLECTION				26,244.45
		Daily Accrual 1.78				.00

Accounting Transaction Journal - REDEMPTIONS

SAMPLE BANK
ANYWHERE, MO

InTrader (atjrdmpt)

Last: 03/31/2016

As-of: 04/30/2016

3059 168000044

Grp Redemption Totals:	Par/Curr Face Principal Cost Original Face AFS to HTM/NMO Writeoff	Principal Rcvd Book Value Book P/L	MTD Amort YTD Amort LTD Amort Book Profit	MTD Acrtn YTD Acrtn LTD Acrtn Book Loss	MTD Accrued YTD Accrued LTD DI Accrued Clctd Int Exp	Interest Rcvd Total Payment
Count						
GNT GNMA MBS	651.03	651.03	.00	.00	2.57	.00
1	670.24	651.03	.00	.00	12.08	
	500,000.00	.00	-19.21	.00	.00	651.03
Delays Collected	651.03		.00	.00	.00	.00
1						
MBT FNMA / FHLMC MBS	135,394.84	135,394.84	-5,714.85	.00	331.65	.00
6	141,836.33	135,394.84	-110.25	.00	1,363.88	
	12,900,000.00	.00	-6,442.38	.89	.00	135,394.84
Delays Collected	135,394.84		.00	.00	.00	.00
6						
***	136,045.87	136,045.87	-5,714.85	.00	334.22	.00
7	142,506.57	136,045.87	-110.25	.00	1,375.96	
	13,400,000.00	.00	-6,461.59	.89	.00	136,045.87
Delays Collected	136,045.87		.00	.00	.00	.00
7						

Accounting Transaction Journal CONVERSIONS

SAMPLE BANK
ANYWHERE, MO

InTrader (atjconv)
Last: 03/31/2016
As-of: 04/30/2016
3059 168000044

Cnv Date	Sec ID	Description	Par/Curr Face	Principal Cost	Purchase Pr	YTD Int Inc	YTD Accrete				
Set Date	Grp	Ticket	Rate	Maturity	Est Mat	Intrn	Original Face	Amac From Value	Amac From Pr	YTD Int Rec	YTD Amort

No data to report

This page intentionally left blank

As of Date: 04/30/2016 Last: 03/31/2016

Security	Ticket	PS Trn	Tran Dt	Description	Rate	Maturity	Intnt	Reg Plg	Loc	Int Pd/Recvd
36202DVF5	179002927	CPN	04/01/2016	GNMA II POOL #003314	5.50000	12/20/2017	AFS		ZZZ	
Accrued	ToDate/LTD		Today	MTD	YTD					
				18.70	87.82		4,080.09	Par		21.68 CPN
Group: GNT	Total CPN:		1	Par: 4,080.09	Prin: .00		Int: 21.68		ATD: .00	
36202DVF5	179002927	PDN	04/01/2016	GNMA II POOL #003314	5.50000	12/20/2017	AFS *c		ZZZ	
Accrued	ToDate/LTD		Today	MTD	YTD					
Pydn Amort		-19.21					651.03	Par		651.03 Prin
MV Adj		-12.71					651.03	Book		670.24 Cost EQU
Group: GNT	Total PDN:		1	Par: 651.03	Prin: 651.03		Int: .00		ATD: .00	
31282CA80	179002935	CPN	04/01/2016	FHLMC GOLD POOL #M30031	5.50000	08/01/2017	AFS	2410	ZZZ	
Accrued	ToDate/LTD		Today	MTD	YTD					
				6.73	31.83		1,468.13	Par		7.54 CPN
3128MDL84	182010420	CPN	04/01/2016	FHLMC GOLD POOL#G14651	2.50000	11/01/2022	AFS		FED	
Accrued	ToDate/LTD		Today	MTD	YTD					
				1,771.17	7,307.22		850,159.61	Par		1,798.82 CPN
3128MDVQ3	182010409	CPN	04/01/2016	FHLMC GOLD POOL#G14923	3.00000	10/01/2023	AFS		FED	
Accrued	ToDate/LTD		Today	MTD	YTD					
				4,627.64	19,015.95		1,851,057.00	Par		4,700.43 CPN
3128MDVQ3	182010412	CPN	04/01/2016	FHLMC GOLD POOL#G14923	3.00000	10/01/2023	AFS		FED	
Accrued	ToDate/LTD		Today	MTD	YTD					
				4,627.64	19,015.95		1,851,057.00	Par		4,700.43 CPN
3128MMRC9	182010410	CPN	04/01/2016	FHLMC GOLD POOL #G18482	3.50000	09/01/2028	AFS		FED	
Accrued	ToDate/LTD		Today	MTD	YTD					
				4,748.52	19,479.14		1,628,065.28	Par		4,857.81 CPN
31418ASV1	182010411	CPN	04/01/2016	FNMA POOL#MA1431	2.50000	05/01/2023	AFS		FED	
Accrued	ToDate/LTD		Today	MTD	YTD					
				2,586.36	10,672.35		1,241,451.16	Par		2,641.03 CPN
Group: MBT	Total CPN:		6	Par: 7,423,258.18	Prin: .00		Int: 18,706.06		ATD: .00	
31282CA80	179002935	PDN	04/01/2016	FHLMC GOLD POOL #M30031	5.50000	08/01/2017	AFS *c	2410	ZZZ	
Accrued	ToDate/LTD		Today	MTD	YTD					
Pydn Accrete		.89					177.69	Par		177.69 Prin
MV Adj		-1.14					177.69	Book		176.80 Cost EQU
				PROFIT/LOSS		.00	Book PL		.89	Tax PL

As of Date: 04/30/2016 Last: 03/31/2016

Security	Ticket	PS Trn	Tran Dt	Description	Rate	Maturity	Intnt Reg Plg	Loc	Int Pd/Recvd
3128MDL84	182010420	PDN	04/01/2016	FHLMC GOLD POOL#G14651	2.50000	11/01/2022	AFS *c	FED	
		ToDate/LTD		Today	YTD				
Accrued									
Pydn Amort		-348.47					13,275.04 Par		13,275.04 Prin
MV Adj		-388.60		-246.51	-6.86		13,275.04 Book		13,623.51 Cost
									EQU
3128MDVQ3	182010409	PDN	04/01/2016	FHLMC GOLD POOL#G14923	3.00000	10/01/2023	AFS *c	FED	
		ToDate/LTD		Today	YTD				
Accrued									
Pydn Amort		-1,546.67					29,113.83 Par		29,113.83 Prin
MV Adj		-1,313.29		-1,375.08	-31.13		29,113.83 Book		30,660.50 Cost
									EQU
3128MDVQ3	182010412	PDN	04/01/2016	FHLMC GOLD POOL#G14923	3.00000	10/01/2023	AFS BE	FED	
		ToDate/LTD		Today	YTD				
Accrued									
Pydn Amort		-1,469.52					29,113.83 Par		29,113.83 Prin
MV Adj		-1,313.29		-1,375.08	-31.13		29,113.83 Book		30,583.35 Cost
									EQU
3128MMRC9	182010410	PDN	04/01/2016	FHLMC GOLD POOL #G18482	3.50000	09/01/2028	AFS *c	FED	
		ToDate/LTD		Today	YTD				
Accrued									
Pydn Amort		-2,224.78					37,470.00 Par		37,470.00 Prin
MV Adj		-2,175.73		-2,128.11	-25.65		37,470.00 Book		39,694.78 Cost
									EQU
31418ASV1	182010411	PDN	04/01/2016	FNMA POOL#MA1431	2.50000	05/01/2023	AFS *c	FED	
		ToDate/LTD		Today	YTD				
Accrued									
Pydn Amort		-852.94					26,244.45 Par		26,244.45 Prin
MV Adj		-716.45		-590.07	-15.48		26,244.45 Book		27,097.39 Cost
									EQU
Group: MBT	Total PDN:		6	Par: 135,394.84		Prin: 135,394.84	Int: .00	ATD: .00	
						Book PL: .00		Tax PL: .89	

Management Transaction Journal

SAMPLE BANK
ANYWHERE, MO

InTrader (mgmttrjnl)

Last: 03/31/2016

As-of: 04/30/2016

3059 168000044

Trade Date	Settle Date	Tran	Par/Curr Face	Description Security	Ticket	Moody	Rate V	Maturity	Call /*Est	Prin Cost/Rcvd	Intn	Clsd Book P/L TE/BE Yield
04/01	04/01/16	pdn	651	GNMA II POOL #003314 36202DVF5	179002927		5.500	12/20/17	*-17	651.03	AFS	.00 5.50
04/01	04/01/16	pdn	178	FHLMC GOLD POOL #M30031 31282CA80	179002935		5.500	08/01/17	*-16	177.69	AFS	.00 5.567
04/01	04/01/16	pdn	13,275	FHLMC GOLD POOL#G14651 3128MDL84	182010420		2.500	11/01/22	*-19	13,275.04	AFS	.00 1.755
04/01	04/01/16	pdn	29,114	FHLMC GOLD POOL#G14923 3128MDVQ3	182010409		3.000	10/01/23	*-19	29,113.83	AFS	.00 1.295
04/01	04/01/16	pdn	29,114	FHLMC GOLD POOL#G14923 3128MDVQ3	182010412		3.000	10/01/23	*-19	29,113.83	AFS	.00 1.295
04/01	04/01/16	pdn	37,470	FHLMC GOLD POOL #G18482 3128MMRC9	182010410		3.500	09/01/28	*-20	37,470.00	AFS	.00 2.022
04/01	04/01/16	pdn	26,244	FNMA POOL#MA1431 31418ASV1	182010411		2.500	05/01/23	*-19	26,244.45	AFS	.00 1.619

Management Transaction Journal

SAMPLE BANK
ANYWHERE, MO

InTrader (mgmttrjnl)

Last: 03/31/2016

As-of: 04/30/2016

3059 168000044

Group	Tran Type	Cnt	Par/Curr Face	Principal Cost	Principal Rcvd	Pur Yield	TE/BE Yield	Book P/L Tax P/L
GNT GNMA MBS								
	Paydowns	1	651.03	670.24	651.03	4.549	5.500	.00
								.00
	Net Par Chng		-651.03					
MBT FNMA / FHLMC MBS								
	Paydowns	6	135,394.84	141,836.33	135,394.84	1.574	1.610	.00
								.89
	Net Par Chng		-135,394.84					
Totals								
	Purchases	0	.00	.00		0.000	0.000	
	Sales	0	.00	.00	.00	0.000	0.000	.00
	Maturities	0	.00	.00	.00	0.000	0.000	.00
	Calls	0	.00	.00	.00	0.000	0.000	.00
	Prerefunded	0	.00	.00	.00	0.000	0.000	.00
	Paydowns	7	136,045.87	142,506.57	136,045.87	1.588	1.628	.00
	Payups	0	.00	.00	.00	0.000	0.000	.00
	Closeouts	0	.00	.00	.00	0.000	0.000	.00
	Total Rdmptns	7	136,045.87	142,506.57	136,045.87	1.588	1.628	.00
								.89
	Net Par Chng		-136,045.87					
** MBS/ABS Paydown Totals **					136,045.87			

As of Date: 04/30/2016 Last: 03/31/2016

Security Description	Ticket	Coupon Rate	Maturity Date	Moody	Par/Shares	TE/BE Yield	Transaction Date	Call Type /*Est	Principal Rcvd/Cost	Book P/L
36202DVF5 GNMA II POOL #003314	179002927	5.500	12/20/17		651.03	5.50	04/01/16	PDN *-17	651.03	.00
31282CA80 FHLMC GOLD POOL #M30031	179002935	5.500	08/01/17		177.69	5.567	04/01/16	PDN *-16	177.69	.00
3128MDL84 FHLMC GOLD POOL#G14651	182010420	2.500	11/01/22		13,275.04	1.755	04/01/16	PDN *-19	13,275.04	.00
3128MDVQ3 FHLMC GOLD POOL#G14923	182010409	3.000	10/01/23		29,113.83	1.295	04/01/16	PDN *-19	29,113.83	.00
3128MDVQ3 FHLMC GOLD POOL#G14923	182010412	3.000	10/01/23		29,113.83	1.295	04/01/16	PDN *-19	29,113.83	.00
3128MMRC9 FHLMC GOLD POOL #G18482	182010410	3.500	09/01/28		37,470.00	2.022	04/01/16	PDN *-20	37,470.00	.00
31418ASV1 FNMA POOL#MA1431	182010411	2.500	05/01/23		26,244.45	1.619	04/01/16	PDN *-19	26,244.45	.00

As of Date: 04/30/2016 Last: 03/31/2016

Grp	Tran Type	Cnt	Par/Curr Face	Principal Cost	Principal Rcvd	Pur Yield	TE/BE Yield	Book P/L Tax P/L
GNT GNMA MBS	Paydowns	1	651.03	670.24	651.03	4.549	5.500	.00 .00
	Net Par Chng		-651.03					
MBT FNMA / FHLMC MBS	Paydowns	6	135,394.84	141,836.33	135,394.84	1.574	1.610	.00 .89
	Net Par Chng		-135,394.84					
Totals	Purchases	0	.00	.00		0.000	0.000	
	Sales	0	.00	.00	.00	0.000	0.000	.00 .00
	Maturities	0	.00	.00	.00	0.000	0.000	.00 .00
	Calls	0	.00	.00	.00	0.000	0.000	.00 .00
	Prerefunded	0	.00	.00	.00	0.000	0.000	.00 .00
	Paydowns	7	136,045.87	142,506.57	136,045.87	1.588	1.628	.00 .89
	Payups	0	.00	.00	.00	0.000	0.000	.00 .00
	Reversals	0	.00	.00	.00	0.000	0.000	
	Closeouts	0	.00	.00	.00	0.000	0.000	.00 .00
	Total Rdmptns	7	136,045.87	142,506.57	136,045.87	1.588	1.628	0.00 0.89
	Net Par Chng		-136,045.87					

Investment Portfolio Monthly Transfers

SAMPLE BANK
ANYWHERE, MO

InTrader (txfrpt)
Last: 03/31/2016
As-of: 04/30/2016
3059 168000044

Cusip/Sec Ticket	Description Rate V	Maturity	Intnt: Old--New Prftl: Old--New	Transfer date	Par/Curr Face Principal Cost	Book Value Fair Value	Reason For Trnsfer AFS to HTM/NMO Write-Off Amt
---------------------	-----------------------	----------	------------------------------------	------------------	---------------------------------	--------------------------	--

No data to report

This page intentionally left blank

Investment Portfolio Tax Report

SAMPLE BANK
ANYWHERE, MO

InTrader (taxrpt)
Last : 03/31/2016
As-of: 04/30/2016
3059 168000044

Sec ID Grp	Ticket	Description Line 1 Description Line 2 Rate Maturity	Purch Date Close Date	Par/Curr Face Original Face	Principal Cost Prin Received	Book Value Tax Basis	Close Type Price	Book P/L Tax P/L
36202DVF5 GNT	179002927	GNMA II POOL #003314 GNII SF 003314 M 5.50000 12/20/2017	08/15/2005 04/01/2016	651.03 500,000.00	670.24 651.03	651.03 651.03	pdn 100.000	.00 .00
31282CA80 MBT	179002935	FHLMC GOLD POOL #M30031 05.500 FGPC M30031 G 5.50000 08/01/2017	05/30/2006 04/01/2016	177.69 500,000.00	176.80 177.69	177.69 176.80	pdn 100.000	.00 .89
3128MDL84 MBT	182010420	FHLMC GOLD POOL#G14651 (G1) GIANT MULTILEND CONV 15YR 2.50000 11/01/2022	08/18/2014 04/01/2016	13,275.04 1,650,000.00	13,623.51 13,275.04	13,275.04 13,275.04	pdn 100.000	.00 .00
3128MDVQ3 MBT	182010409	FHLMC GOLD POOL#G14923 (G1)GIANT MULTILEND CONV 15 YR 3.00000 10/01/2023	04/28/2015 04/01/2016	29,113.83 3,000,000.00	30,660.50 29,113.83	29,113.83 29,113.83	pdn 100.000	.00 .00
3128MDVQ3 MBT	182010412	FHLMC GOLD POOL#G14923 (G1)GIANT MULTILEND CONV 15 YR 3.00000 10/01/2023	07/01/2015 04/01/2016	29,113.83 3,000,000.00	30,583.35 29,113.83	29,113.83 29,113.83	pdn 100.000	.00 .00
3128MMRC9 MBT	182010410	FHLMC GOLD POOL #G18482 (G1)GIANT MULTILENDER CONV15YR 3.50000 09/01/2028	06/16/2015 04/01/2016	37,470.00 2,500,000.00	39,694.78 37,470.00	37,470.00 37,470.00	pdn 100.000	.00 .00
31418ASV1 MBT	182010411	FNMA POOL#MA1431 (CN) CONV LEVEL PAY 2.50000 05/01/2023	06/17/2014 04/01/2016	26,244.45 2,250,000.00	27,097.39 26,244.45	26,244.45 26,244.45	pdn 100.000	.00 .00

Investment Portfolio Tax Report

SAMPLE BANK
ANYWHERE, MO

InTrader (taxrpt)
Last : 03/31/2016
As-of: 04/30/2016
3059 168000044

Grp Title Count	Original Face Par/Curr Face	Principal Cost Prin Received	Book Value Tax Basis	Tax Profit Tax Loss	Book Profit Book Loss
GNT	500,000.00	670.24	651.03	.00	.00
GNMA MBS	651.03	651.03	651.03	.00	.00
1				.00	.00
	Tax Prf Undr 1 Yr	Book Prf Undr 1 Yr			
	Tax Ls Undr 1 Yr	Book Ls Undr 1 Yr			
	Tax Prf Over 1 Yr	Book Prf Over 1 Yr			
	Tax Ls Over 1 Yr	Book Ls Over 1 Yr			
MBT	12,900,000.00	141,836.33	135,394.84	.89	.00
FNMA / FHLMC	135,394.84	135,394.84	135,393.95	.00	.00
MBS				.89	.00
6					
	Tax Prf Undr 1 Yr	Book Prf Undr 1 Yr			
	Tax Ls Undr 1 Yr	Book Ls Undr 1 Yr			
	Tax Prf Over 1 Yr	Book Prf Over 1 Yr			
	Tax Ls Over 1 Yr	Book Ls Over 1 Yr			
All Groups	13,400,000.00	142,506.57	136,045.87	.89	.00
	136,045.87	136,045.87	136,044.98	.00	.00
7				.89	.00
	Tax Prf Undr 1 Yr	Book Prf Undr 1 Yr			
	Tax Ls Undr 1 Yr	Book Ls Undr 1 Yr			
	Tax Prf Over 1 Yr	Book Prf Over 1 Yr			
	Tax Ls Over 1 Yr	Book Ls Over 1 Yr			

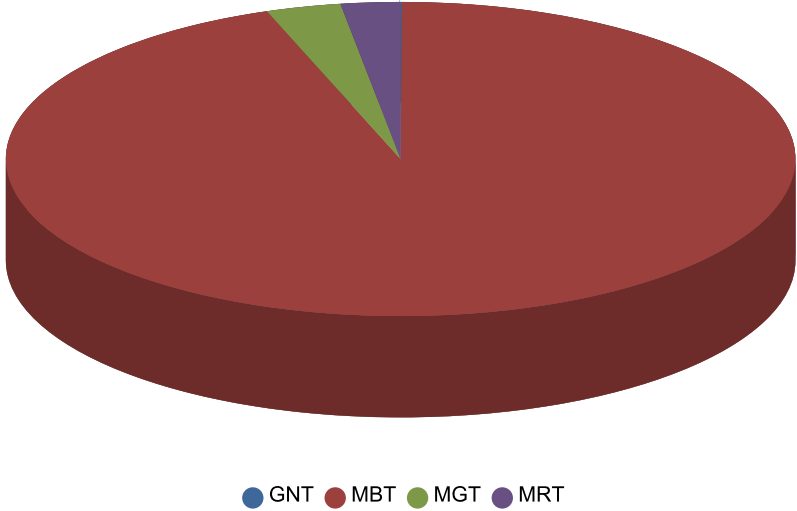
Holdings and Fair Value Report

SAMPLE BANK
ANYWHERE, MO

InTrader (holdings)
Last: 03/31/2016
As-of: 04/30/2016
3059 168000044

Currency: USD

Group	# Of	% Of	Fair Value
GNT - GNMA MBS	1	00.1	4,160
MBT - FNMA / FHLMC MBS	6	94.5	7,743,578
MGT - MUNICIPAL GO BONDS	1	03.1	250,853
MRT - MUNICIPAL REV BONDS	1	02.4	200,000
	9		8,198,590



Holdings and Fair Value Report

SAMPLE BANK
ANYWHERE, MO

InTrader (holdings)

Last: 03/31/2016

As-of: 04/30/2016

3059 168000044

GRAND TOTALS

Currency: USD

Grp Name #of	Original Face Par/Cur Face Principal Cost	Weighted Maturity	***** Weighted Yields ***** TE/Aft Tax Purch	***** Weighted Yields ***** Book/MTD	Book Value Fair Value	Unrealized Profit Unrealized Loss	Unrealized P/L Realized P/L
GNT	500,000.00	0.76 Yrs	5.50000	5.50000	4,080.09	79.65	79.65
GNMA MBS	4,080.09		3.45576	5.49988	4,159.74	.00	.00
1	4,200.45		4.68300				
MBT	12,900,000.00	3.10 Yrs	1.56216	1.56215	7,732,122.95	17,799.93	11,454.95
FNMA / FHLMC MBS	7,423,258.18		0.98154	1.62976	7,743,577.90	-6,344.98	.00
6	7,774,350.67		1.60699				
MGT	250,000.00	1.71 Yrs	8.27604	5.20000	250,000.00	852.50	852.50
MUNICIPAL GO BONDS	250,000.00		5.20000	5.20003	250,852.50	.00	.00
1	267,500.00		2.56900				
MRT	200,000.00	4.09 Yrs	8.03731	5.05000	200,000.00	.00	.00
MUNICIPAL REV BONDS	200,000.00		5.05000	5.04996	200,000.00	.00	.00
1	200,000.00		5.04900				
Totals	13,850,000.00	3.08 Yrs	1.94168	1.76820	8,186,203.04	18,732.08	12,387.10
9	7,877,338.27		1.22000	1.83191	8,198,590.14	-6,344.98	.00
	8,246,051.12		1.72650				

Holdings and Fair Value Report

SAMPLE BANK
ANYWHERE, MO

InTrader (holdings)

Last: 03/31/2016

As-of: 04/30/2016

3059 168000044

SUPPLEMENTAL TOTALS

Currency: USD

Group	Name	Price Level	#of	Par	Book Value	Fair Value
GNT	GNMA MBS	2	1	4,080.09	4,080.09	4,159.74
MBT	FNMA / FHLMC MBS	2	6	7,423,258.18	7,732,122.95	7,743,577.90
MGT	MUNICIPAL GO BONDS	2	1	250,000.00	250,000.00	250,852.50
MRT	MUNICIPAL REV BONDS	2	1	200,000.00	200,000.00	200,000.00
Totals		2	9	7,877,338.27	8,186,203.04	8,198,590.14

Supplemental Totals	Par	Book Value	Fair Value
BANK QUALIFIED - 20% DISALLOWANCE	250,000.00	250,000.00	250,852.50
NONDEDUCTIBLE - 100% DISALLOWANCE	200,000.00	200,000.00	200,000.00
Out-State Municipals	450,000.00	450,000.00	450,852.50

Holdings and Fair Value Report

SAMPLE BANK
ANYWHERE, MO

InTrader (holdings)

Last: 03/31/2016

As-of: 04/30/2016

3059 168000044

Currency: USD

**** FAIR VALUES ARE APPROXIMATE AND DO NOT CONSTITUTE ACTUAL BIDS ****

Sec ID	Reg	Description	Original Face	Issue Dt	Bk Yld	Sch	Day	Pldg S&P	Book Value	Unrealized P/L
Grp	Ticket	Rate(V/I) Maturity Est Mat	Par/Curr Face	Pur Date	MTD Yld	Rst	Dly	Loc Moody	Fair Value	Pricing Date
Type	Pool No	Call/Put--Code/Date/Price	Principal Cost	Pur Prce	TE Yld	Qlfd	St	TxCds Mrkt Lvl	Fair Price	Pricing Source
		BE Yld OTTI	Curr Inten. Prev Inten.	Trnfr Dt	AT Yld	Pur Yld				
36202DVF5	e	GNMA II POOL #003314	500,000.00	12/01/02	5.5000	mo-a	1		4,080.09	79.65
GNT	179002927	GNII SF 003314 M	4,080.09	08/15/05	5.4999		20	ZZZ	4,159.74	04/26/2016
081	003314	5.500 12/20/2017 02/01/17	4,200.45	102.9500	5.5000	n	na	t t 2	101.952061	ssnidc
			AFS		3.4558					
					4.68300					
31282CA80	e	FHLMC GOLD POOL #M30031	500,000.00	09/01/05	5.5020	mo-a	1	2410	1,468.11	9.47
MBT	179002935	05.500 FGPC M30031 G	1,468.13	05/30/06	5.5010		15	ZZZ	1,477.58	04/26/2016
061	M30031	5.500 08/01/2017 12/01/16	1,460.79	99.5000	5.5673	n	na	t t 2	100.643872	ssnidc
			AFS		3.4981					
					5.68200					
3128MDL84	E	FHLMC GOLD POOL#G14651	1,650,000.00	12/01/12	1.7549	mo-a	1		865,793.83	9,252.58
MBT	182010420	(G1) GIANT MULTILEND CONV 15YR	850,159.61	08/18/14	1.9012		15	FED	875,046.41	04/26/2016
061	G14651	2.500 11/01/2022 01/01/19	872,476.30	102.6250	1.7549	n	na	t t 2	102.927309	ssnidc
			AFS		1.1027					
					1.65966					
3128MDVQ3	E	FHLMC GOLD POOL#G14923	3,000,000.00	11/01/13	1.2951	mo-a	1		1,937,728.38	-3,172.49
MBT	182010409	(G1)GIANT MULTILEND CONV 15 YR	1,851,057.00	04/28/15	1.5454		15	FED	1,934,555.89	04/26/2016
061	G14923	3.000 10/01/2023 03/01/19	1,949,394.40	105.3125	1.2951	n	na	t t 2	104.510876	ssnidc
			AFS		0.8137					
					1.36944					
3128MDVQ3	E	FHLMC GOLD POOL#G14923	3,000,000.00	11/01/13	1.2951	mo-a	1		1,937,728.38	-3,172.49
MBT	182010412	(G1)GIANT MULTILEND CONV 15 YR	1,851,057.00	07/01/15	1.5454		15	FED	1,934,555.89	04/26/2016
061	G14923	3.000 10/01/2023 03/01/19	1,944,489.20	105.0475	1.2951	n	na	t t 2	104.510876	ssnidc
			AFS		0.8137					
					1.44274					
3128MMRC9	E	FHLMC GOLD POOL #G18482	2,500,000.00	09/01/13	2.0221	mo-a	1		1,720,285.81	2,314.51
MBT	182010410	(G1)GIANT MULTILENDER CONV15YR	1,628,065.28	06/16/15	1.6565		15	FED	1,722,600.32	04/26/2016
061	G18482	3.500 09/01/2028 07/01/20	1,724,731.66	105.9375	2.0221	n	na	t t 2	105.806588	ssnidc
			AFS		1.2705					
					2.05274					
31418ASV1	E	FNMA POOL#MA1431	2,250,000.00	04/01/13	1.6187	mo-a	1		1,269,118.44	6,223.37
MBT	182010411	(CN) CONV LEVEL PAY	1,241,451.16	06/17/14	1.6557		25	FED	1,275,341.81	04/26/2016
070	MA1431	2.500 05/01/2023 02/01/19	1,281,798.32	103.2500	1.6187	n	na	t t 2	102.729922	ssnidc
			AFS		1.0171					
					1.58063					
790267AL2	e	ST JOHN IN PARK DIST	250,000.00	12/15/97	5.2000	jj-a	15	AA-	250,000.00	852.50
MGT	179002932	UNLTD GO	250,000.00	10/06/04	5.2000			ZZZ A3	250,852.50	04/26/2016
210		5.200 01/15/2018	267,500.00	107.0000	8.2760	y	IN	e r 2	100.341000	ssnidc
		Recur c 07/15/16 100.000000			5.2000					
			HTM							
644770BX6	e	NEW HAMPTON IA	200,000.00	07/01/04	5.0500	jd-a	1	NR	200,000.00	.00
MRT	179002930	ELEC REV	200,000.00	07/14/04	5.0500			ZZZ NR	200,000.00	04/26/2016
229		5.050 06/01/2020	200,000.00	100.0000	8.0373	n	IA	e r 2	100.000000	ssnidc
			AFS		5.0500					

Security Inventory Report

SAMPLE BANK
ANYWHERE, MO

InTrader (secinvtry)

Last: 03/31/2016

As-of: 04/30/2016

3059 168000044

Grp	Cusip/Sec	Ticket	Pur Date	Par/Curr Face	Description	Moody	Maturity	Dura	Rate(V)	Book Value
Tax	Reg	Type	Issue Dt	Principal Cost	Description 2	S&P	Est Mat	Conv	Bk Yld	Fair Value
Intent	Call/Put	Cd/Dt/Pr		Original Face	Description 3	Qlfd		WAL	TEY/BEY	Unrealized P/L
GNT	36202DVF5	179002927	08/15/05	4,080.09	GNMA II POOL #003314		12/20/17	0.708	5.500	4,080.09
t t e	081	ZZZ	12/01/02	4,200.45	GNII SF 003314 M		02/01/17	0.000	5.500	4,159.74
AFS				500,000.00				.73	5.500	79.65
GNMA MBS				4,080.09	Total Group GNT			0.708	5.500	4,080.09
1 Securities				4,200.45	Stated Mat 1.64 Yrs			0.000	5.500	4,159.74
				500,000.00	Incl Est Mat 0.76 Yrs			0.730	5.500	79.65
MBT	31282CA80	179002935	05/30/06	1,468.13	FHLMC GOLD POOL #M30031		08/01/17	0.596	5.500	1,468.11
t t e	061	2410 ZZZ	09/01/05	1,460.79	05.500 FGPC M30031 G		12/01/16	0.000	5.502	1,477.58
AFS				500,000.00				.61	5.567	9.47
MBT	3128MDL84	182010420	08/18/14	850,159.61	FHLMC GOLD POOL#G14651		11/01/22	2.588	2.500	865,793.83
t t E	061	FED	12/01/12	872,476.30	(G1) GIANT MULTILEND CONV 15YR		01/01/19	0.000	1.755	875,046.41
AFS				1,650,000.00				2.70	1.755	9,252.58
MBT	3128MDVQ3	182010409	04/28/15	1,851,057.00	FHLMC GOLD POOL#G14923		10/01/23	2.784	3.000	1,937,728.38
t t E	061	FED	11/01/13	1,949,394.40	(G1)GIANT MULTILEND CONV 15 YR		03/01/19	0.000	1.295	1,934,555.89
AFS				3,000,000.00				2.90	1.295	-3,172.49
MBT	3128MDVQ3	182010412	07/01/15	1,851,057.00	FHLMC GOLD POOL#G14923		10/01/23	2.784	3.000	1,937,728.38
t t E	061	FED	11/01/13	1,944,489.20	(G1)GIANT MULTILEND CONV 15 YR		03/01/19	0.000	1.295	1,934,555.89
AFS				3,000,000.00				2.90	1.295	-3,172.49
MBT	3128MMRC9	182010410	06/16/15	1,628,065.28	FHLMC GOLD POOL #G18482		09/01/28	3.880	3.500	1,720,285.81
t t E	061	FED	09/01/13	1,724,731.66	(G1)GIANT MULTILENDER		07/01/20	0.000	2.022	1,722,600.32
AFS				2,500,000.00	CONV15YR			4.20	2.022	2,314.51
MBT	31418ASV1	182010411	06/17/14	1,241,451.16	FNMA POOL#MA1431		05/01/23	2.705	2.500	1,269,118.44
t t E	070	FED	04/01/13	1,281,798.32	(CN) CONV LEVEL PAY		02/01/19	0.000	1.619	1,275,341.81
AFS				2,250,000.00				2.82	1.619	6,223.37
FNMA / FHLMC MBS				7,423,258.18	Total Group MBT			2.988	2.969	7,732,122.95
6 Securities				7,774,350.67	Stated Mat 8.33 Yrs			0.000	1.562	7,743,577.90
				12,900,000.00	Incl Est Mat 3.10 Yrs			3.148	1.562	11,454.95
MGT	790267AL2	179002932	10/06/04	250,000.00	ST JOHN IN PARK DIST	A3	01/15/18	0.205	5.200	250,000.00
e r e	210	ZZZ	12/15/97	267,500.00	UNLTD GO	AA-		0.000	5.200	250,852.50
HTM	Recur c 07/15/16	100.000		250,000.00		Yes		1.71	8.276	852.50
1 Securities				250,000.00	Total State IN			0.205	5.200	250,000.00
				267,500.00	Stated Mat 1.71 Yrs			0.000	5.200	250,852.50
				250,000.00				1.710	8.276	852.50
MUNICIPAL GO BONDS				250,000.00	Total Group MGT			0.205	5.200	250,000.00
1 Securities				267,500.00	Stated Mat 1.71 Yrs			0.000	5.200	250,852.50
				250,000.00				1.710	8.276	852.50
MRT	644770BX6	179002930	07/14/04	200,000.00	NEW HAMPTON IA	NR	06/01/20	3.666	5.050	200,000.00
e r e	229	ZZZ	07/01/04	200,000.00	ELEC REV	NR		0.000	5.050	200,000.00
AFS				200,000.00				4.09	8.037	.00

Security Inventory Report

SAMPLE BANK
ANYWHERE, MO

InTrader (secinvtry)

Last: 03/31/2016

As-of: 04/30/2016

3059 168000044

Grp	Cusip/Sec	Ticket	Pur Date	Par/Curr Face	Description	Moody	Maturity	Dura	Rate(V)	Book Value
Tax	Reg	Type	Issue Dt	Principal Cost	Description 2	S&P	Est Mat	Conv	Bk Yld	Fair Value
Intent	Call/Put	Cd/Dt/Pr		Original Face	Description 3	Qlfd		WAL	TEY/BEY	Unrealized P/L
				200,000.00	Total State IA			3.666	5.050	200,000.00
	1	Securities		200,000.00	Stated Mat 4.09 Yrs			0.000	5.050	200,000.00
				200,000.00				4.090	8.037	.00
				200,000.00	Total Group MRT			3.666	5.050	200,000.00
	MUNICIPAL REV BONDS			200,000.00	Stated Mat 4.09 Yrs			0.000	5.050	200,000.00
	1	Securities		200,000.00				4.090	8.037	.00
				7,877,338.27	Totals			2.916	3.094	8,186,203.04
	Totals			8,246,051.12	Stated Mat 8.01 Yrs			0.000	1.768	8,198,590.14
	9	Securities		13,850,000.00	Incl Est Mat 3.08 Yrs			3.125	1.942	12,387.10

Holdings and Pricing Report

SAMPLE BANK
ANYWHERE, MO

InTrader (holdprice)
Last: 03/31/2016
As-of: 04/30/2016
3059 168000044

Cusip Intent	Description	Rate (V) Ins Reg	Maturity	Par/Shares (000)	Date Priced	Yield Moody	BkYld S&P	MktYld RTG	Price Source	Fair Value Level	Book Value Gain/Loss
36202DVF5 AFS	GNMA II POOL #003314	5.500	12/20/2017 *c	4	04/26/16	4.68	5.50	2.11	101.95 ssnidc	4,160 2	4,080 80
31282CA80 AFS	FHLMC GOLD POOL #M30031	5.500	08/01/2017 *c	1	04/26/16	5.68	5.50	1.73	100.64 ssnidc	1,478 2	1,468 9
3128MDL84 AFS	FHLMC GOLD POOL#G14651	2.500	11/01/2022 *c	850	04/26/16	1.66	1.75	1.36	102.93 ssnidc	875,046 2	865,794 9,253
31418ASV1 AFS	FNMA POOL#MA1431	2.500	05/01/2023 *c	1,241	04/26/16	1.58	1.62	1.49	102.73 ssnidc	1,275,342 2	1,269,118 6,223
3128MDVQ3 AFS	FHLMC GOLD POOL#G14923	3.000	10/01/2023 *c	1,851	04/26/16	1.37	1.30	1.44	104.51 ssnidc	1,934,556 2	1,937,728 -3,172
3128MDVQ3 AFS	FHLMC GOLD POOL#G14923	3.000	10/01/2023 BE	1,851	04/26/16	1.44	1.30	1.44	104.51 ssnidc	1,934,556 2	1,937,728 -3,172
3128MMRC9 AFS	FHLMC GOLD POOL #G18482	3.500	09/01/2028 *c	1,628	04/26/16	2.05	2.02	2.04	105.81 ssnidc	1,722,600 2	1,720,286 2,315
Totals				Par	Avg Pur Yld	Avg Bk Yld	Avg Mkt Yld		Fair Value	Gain/	Loss
1	SECURITIES GNT			4	4.683	5.500	2.111		4,159.74 4,080.09		79.65 0.00
6	SECURITIES MBT			7,423	1.607	1.562	1.571		7,743,577.90 7,732,122.95		17,799.93 -6,344.98
7	SECURITIES Total Taxable			7,427	1.609	1.564	1.571		7,747,737.64 7,736,203.04		17,879.58 -6,344.98

Holdings and Pricing Report

SAMPLE BANK
ANYWHERE, MO

InTrader (holdprice)

Last: 03/31/2016

As-of: 04/30/2016

3059 168000044

Cusip Intent	Description	Rate (V) Ins Reg	Maturity	Par/Shares (000)	Date Priced	Yield Moody	BkYld S&P	MktYld RTG	Price Source	Fair Value Level	Book Value Gain/Loss
790267AL2 HTM	ST JOHN IN PARK DIST	5.200	01/15/2018 MBIA *c	250	04/26/16	2.57	5.20	0.79	100.34 ssnidc	250,853 2	250,000 853
644770BX6 AFS	NEW HAMPTON IA	5.050	06/01/2020 *c	200	04/26/16	5.05	5.05	5.05	100.00 ssnidc	200,000 2	200,000 0
Totals				Par	Avg Pur Yld	Avg Bk Yld	Avg Mkt Yld			Fair Value Bk Value	Gain/ Loss
1	SECURITIES MGT			250	2.569	5.200	0.790			250,852.50 250,000.00	852.50 0.00
1	SECURITIES MRT			200	5.049	5.050	5.049			200,000.00 200,000.00	0.00 0.00
2	SECURITIES Total Exempt			450	3.671	5.133	2.683			450,852.50 450,000.00	852.50 0.00
9	SECURITIES GRAND TOTALS			7,877	1.727	1.768	1.635			8,198,590.14 8,186,203.04	18,732.08 -6,344.98

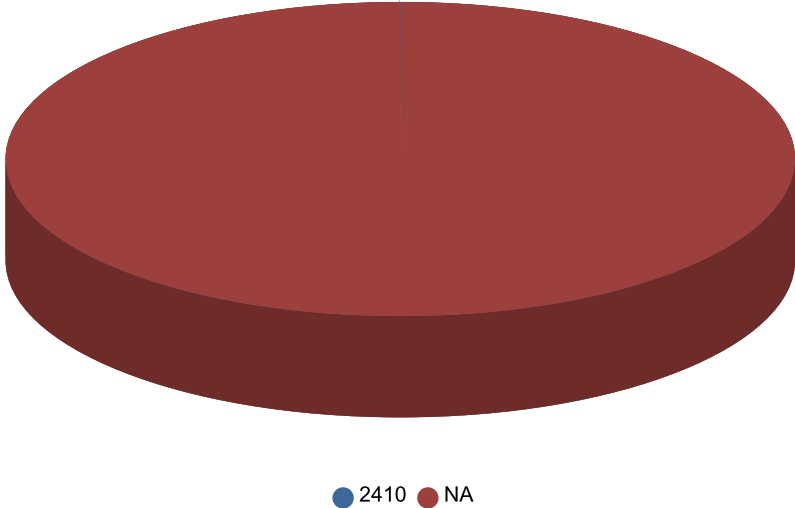
**** FAIR VALUES ARE APPROXIMATE AND DO NOT CONSTITUTE ACTUAL BIDS ****

Investment Portfolio Pledged Securities

SAMPLE BANK
ANYWHERE, MO

InTrader (pledged)
Last : 03/31/2016
As-of: 04/30/2016
3059 168000044

Pledge	# Of	% Of	Market
2410 - SAMPLE PLEDGEE	1	00.0	1,478
NA - Total Positions Unpledged	8	100.0	8,197,113
	9		8,198,590



Investment Portfolio Pledged Securities

SAMPLE BANK
 ANYWHERE, MO

InTrader (pledged)
 Last : 03/31/2016
 As-of: 04/30/2016
 3059 168000044

PLEGDED TOTALS

Pledged Totals	Original Face	Par/Current Face	Market Value	Book Value
Muni's Under 2 Years	.00	.00	.00	.00
Muni's Over 2 Years	.00	.00	.00	.00
Governments	.00	.00	.00	.00
Others	500,000.00	1,468.13	1,477.58	1,468.11
Total Pledged	1	500,000.00	1,468.13	1,477.58

Investment Portfolio Pledged Securities

SAMPLE BANK
 ANYWHERE, MO

InTrader (pledged)
 Last : 03/31/2016
 As-of: 04/30/2016
 3059 168000044

Sec ID	Security Description Line 1	Safekeeping Agent	Original Face S & P	Priced	Book Value			
Loc	Ticket	Security Description Line 2	Rate	Maturity	Grp	Par/Curr Face Moody	Pledged	Market Value
PLEDGED TO: 2410 SAMPLE PLEDGEE								
31282CA80	FHLMC GOLD POOL #M30031	Used for All Pledging	500,000.00	04/26/2016				1,468.11
ZZZ	179002935	05.500 FGPC M30031 G	5.5	08/01/2017	MBT	1,468.13	09/26/2008	1,477.58
TOTAL FOR PLEDGE ID 2410								
		Pledged: 1	Orig Face: 500,000.00			Current Face: 1,468.13	Market: 1,477.58	Book: 1,468.11

Investment Portfolio Un-Pledged PositionsSAMPLE BANK
ANYWHERE, MO

InTrader (pledged)

Last : 03/31/2016

As-of: 04/30/2016

3059 168000044

POSITIONS UNPLEDGED TOTALS

Positions Unpledged Totals	Original Face	Par/Current Face	Market Value	Book Value
Muni's Under 2 Years	250,000.00	250,000.00	250,852.50	250,000.00
Muni's Over 2 Years	200,000.00	200,000.00	200,000.00	200,000.00
Governments	.00	.00	.00	.00
Others	12,900,000.00	7,425,870.14	7,746,260.06	7,734,734.93
Total Positions Unpledged	8	13,350,000.00	8,197,112.56	8,184,734.93
Total Used As Collateral:		.00		

Investment Portfolio Un-Pledged Positions

SAMPLE BANK
ANYWHERE, MO

InTrader (pledged)
Last : 03/31/2016
As-of: 04/30/2016
3059 168000044

Sec ID	Security Description Line 1	Safekeeping Agent	Original Face S & P	Priced	Book Value			
Loc	Ticket	Security Description Line 2	Rate	Maturity	Grp	Par/Curr Face Moody	Pledged	Market Value
36202DVF5		GNMA II POOL #003314	Used for All Pledging			500,000.00	04/26/2016	4,080.09
ZZZ	179002927	GNII SF 003314 M	5.5	12/20/2017	GNT	4,080.09		4,159.74
3128MDL84		FHLMC GOLD POOL#G14651	FEDERAL RESERVE BANK			1,650,000.00	04/26/2016	865,793.83
FED	182010420	(G1) GIANT MULTILEND CONV 15YR	2.5	11/01/2022	MBT	850,159.61		875,046.41
3128MDVQ3		FHLMC GOLD POOL#G14923	FEDERAL RESERVE BANK			3,000,000.00	04/26/2016	1,937,728.38
FED	182010409	(G1)GIANT MULTILEND CONV 15 YR	3	10/01/2023	MBT	1,851,057.00		1,934,555.89
3128MDVQ3		FHLMC GOLD POOL#G14923	FEDERAL RESERVE BANK			3,000,000.00	04/26/2016	1,937,728.38
FED	182010412	(G1)GIANT MULTILEND CONV 15 YR	3	10/01/2023	MBT	1,851,057.00		1,934,555.89
3128MMRC9		FHLMC GOLD POOL #G18482	FEDERAL RESERVE BANK			2,500,000.00	04/26/2016	1,720,285.81
FED	182010410	(G1)GIANT MULTILENDER CONV15YR	3.5	09/01/2028	MBT	1,628,065.28		1,722,600.32
31418ASV1		FNMA POOL#MA1431	FEDERAL RESERVE BANK			2,250,000.00	04/26/2016	1,269,118.44
FED	182010411	(CN) CONV LEVEL PAY	2.5	05/01/2023	MBT	1,241,451.16		1,275,341.81
790267AL2		ST JOHN IN PARK DIST	Used for All Pledging			250,000.00 AA-	04/26/2016	250,000.00
ZZZ	179002932	UNLTD GO	5.2	01/15/2018	MGT	250,000.00 A3		250,852.50
644770BX6		NEW HAMPTON IA	Used for All Pledging			200,000.00 NR	04/26/2016	200,000.00
ZZZ	179002930	ELEC REV	5.05	06/01/2020	MRT	200,000.00 NR		200,000.00

This page intentionally left blank

Holdings by Location

SAMPLE BANK
ANYWHERE, MO

InTrader (skhold)
Last: 03/31/2016
As-of: 04/30/2016
3059 168000044

Cusip Ticket	Description Rate	Maturity	Grp	Original Face Par/Curr Face	*****Put/Call***** Code Date	Rg Typ Pledge	Nxt Int Dt Nxt Int Amt	Market
Safekeeping Agent: FED FEDERAL RESERVE BANK								
3128MDL84 182010420	FHLMC GOLD POOL#G14651 2.5000	11/01/2022	MBT	1,650,000.00 850,159.61		E	05/01/2016 1,771	875,046
3128MDVQ3 182010409	FHLMC GOLD POOL#G14923 3.0000	10/01/2023	MBT	3,000,000.00 1,851,057.00		E	05/01/2016 4,628	1,934,556
3128MDVQ3 182010412	FHLMC GOLD POOL#G14923 3.0000	10/01/2023	MBT	3,000,000.00 1,851,057.00		E	05/01/2016 4,628	1,934,556
3128MMRC9 182010410	FHLMC GOLD POOL #G18482 3.5000	09/01/2028	MBT	2,500,000.00 1,628,065.28		E	05/01/2016 4,749	1,722,600
31418ASV1 182010411	FNMA POOL#MA1431 2.5000	05/01/2023	MBT	2,250,000.00 1,241,451.16		E	05/01/2016 2,586	1,275,342

Holdings by Location

SAMPLE BANK
ANYWHERE, MO

InTrader (skhold)
Last: 03/31/2016
As-of: 04/30/2016
3059 168000044

Cusip Ticket	Description Rate	Maturity	Grp	Original Face Par/Curr Face	*****Put/Call***** Code	Date	Price	Rg Typ Pledge	Nxt Int Dt Nxt Int Amt	Market
Safekeeping Agent: ZZZ Used for All Pledging										
31282CA80	FHLMC GOLD POOL #M30031			500,000.00				e	05/01/2016	
179002935	5.5000	08/01/2017	MBT	1,468.13				2410	7	1,478
Pledge Info: 2410				500,000.00						1,478
				1,468.13						
36202DVF5	GNMA II POOL #003314			500,000.00				e	05/01/2016	
179002927	5.5000	12/20/2017	GNT	4,080.09					19	4,160
644770BX6	NEW HAMPTON IA			200,000.00				e	06/01/2016	
179002930	5.0500	06/01/2020	MRT	200,000.00					5,050	200,000
790267AL2	ST JOHN IN PARK DIST			250,000.00				e	07/15/2016	
179002932	5.2000	01/15/2018	MGT	250,000.00	c	07/15/16	100.00000		6,500	250,853

Location	Items	Orig Face	Current Face	Market Value	Next Int Amt
FED	5	12,400,000.00	7,421,790.05	7,742,100.32	18,361.33
ZZZ	4	1,450,000.00	455,548.22	456,489.82	11,575.43
Total	9	13,850,000.00	7,877,338.27	8,198,590.14	29,936.76

Holdings by Maturity Report

SAMPLE BANK
ANYWHERE, MO

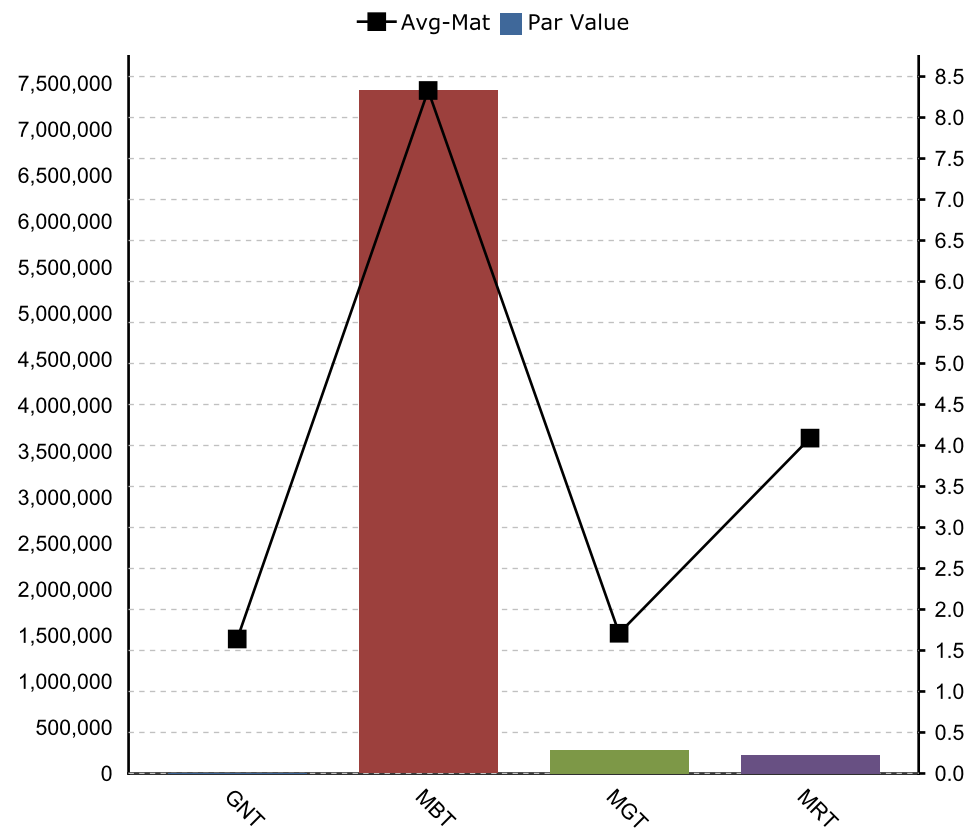
InTrader (hldbymat)

Last: 03/31/2016

As-of: 04/30/2016

3059 168000044

Group	# Of	% Of	Avg-Mat	Par Value
GNT - GNMA MBS	1	00.1	1.64	4,080
MBT - FNMA / FHLMC MBS	6	94.2	8.33	7,423,258
MGT - MUNICIPAL GO BONDS	1	03.2	1.71	250,000
MRT - MUNICIPAL REV BONDS	1	02.5	4.09	200,000
	9		8.01	7,877,338



Holdings by Maturity Report

SAMPLE BANK
ANYWHERE, MO

InTrader (hldbymat)

Last: 03/31/2016

As-of: 04/30/2016

3059 168000044

GRAND TOTALS

Grp Name #OF	Original Face Par/Cur Face Principal Cost	Weighted-Maturity	Weighted-Tax Eq Yld	Weighted-Purch Yld	Book Value	Unrealized Profit Unrealized Loss	Unrealized P/L Realized P/L
GNT GNMA MBS 1	500,000.00 4,080.09 4,200.45	1.64 Yrs	5.500000	4.683000	4,080.09 4,159.74	79.65 .00	79.65 .00
MBT FNMA / FHLMC MBS 6	12,900,000.00 7,423,258.18 7,774,350.67	8.33 Yrs	1.562162	1.606989	7,732,122.95 7,743,577.90	17,799.93 -6,344.98	11,454.95 .00
MGT MUNICIPAL GO BONDS 1	250,000.00 250,000.00 267,500.00	1.71 Yrs	8.276040	2.569000	250,000.00 250,852.50	852.50 .00	852.50 .00
MRT MUNICIPAL REV BONDS 1	200,000.00 200,000.00 200,000.00	4.09 Yrs	8.037310	5.049000	200,000.00 200,000.00	.00 .00	.00 .00
Totals	13,850,000.00 7,877,338.27 8,246,051.12	8.01 Yrs	1.941677	1.726503	8,186,203.04 8,198,590.14	18,732.08 -6,344.98	12,387.10 .00

Holdings by Maturity Report

SAMPLE BANK
ANYWHERE, MO

InTrader (hldbymat)

Last: 03/31/2016

As-of: 04/30/2016

3059 168000044

SUPPLEMENTAL TOTALS

Post 82-86	Par	Book Value	Market Value
BANK QUALIFIED - 20% DISALLOWANCE Out-State	250,000.00000	250,000.00000	250,852.50000
NONDEDUCTIBLE - 100% DISALLOWANCE Out-State	200,000.00000	200,000.00000	200,000.00000

S & P Rating by Par	Municipals	Municipals %	Corporates	Corporates %
AA-	250,000.00	55.6	0.00	
NR	200,000.00	44.4	0.00	
Total	450,000.00	100.0	0.00	

Moody Rating by Par	Municipals	Municipals %	Corporates	Corporates %
A3	250,000.00	55.6	0.00	
NR	200,000.00	44.4	0.00	
Total	450,000.00	100.0	0.00	

Fitch Rating by Par	Municipals	Municipals %	Corporates	Corporates %
	450,000.00	100.0	0.00	
Total	450,000.00	100.0	0.00	

Holdings by Maturity Report

SAMPLE BANK
ANYWHERE, MO

InTrader (hldbymat)

Last: 03/31/2016

As-of: 04/30/2016

3059 168000044

Sec ID Grp Type	Ticket	Description Rate C-P Date/Price/Code	Maturity	EstMaturity	Original Face Par/Curr Face Principal Cost	Issue Dt Pur Date	Aft Tx Yld Pur Yield Tax Eq Yld	Sch Calc Qual	Intrn PI Loc	S&P Moody Fitch	Book Value Market Value Price Source	Unrealized P/L Realized P/L Price Date
31282CA80		FHLMC GOLD POOL #M30031			500,000.00	09/01/2005	3.498050	mo 1	a		1,468.11	9.47
MBT		5.5000	08/01/2017	12/01/2016	1,468.13	05/30/2006	5.682000	a	2410		1,477.58	.00
061	179002935				1,460.79	99.500000	5.567300	n	ZZZ		ssnidc	04/26/2016
36202DVF5		GNMA II POOL #003314			500,000.00	12/01/2002	3.455760	mo 1	a		4,080.09	79.65
GNT		5.5000	12/20/2017	02/01/2017	4,080.09	08/15/2005	4.683000	a			4,159.74	.00
081	179002927				4,200.45	102.949998	5.500000	n	ZZZ		ssnidc	04/26/2016
2 Holdings for 2017 1.54 Yrs					1,000,000.00		3.466950				5,548.20	89.12
					5,548.22		4.947348				5,637.32	.00
					5,661.24		5.517808					
790267AL2		ST JOHN IN PARK DIST			250,000.00	12/15/1997	5.200000	jj15	m	AA-	250,000.00	852.50
MGT		5.2000	01/15/2018		250,000.00	10/06/2004	2.569000	a		A3	250,852.50	.00
210	179002932	07/15/16	100.000000	c	267,500.00	107.000000	8.276040	y	ZZZ		ssnidc	04/26/2016
1 Holdings for 2018 1.71 Yrs					250,000.00		5.200000				250,000.00	852.50
					250,000.00		2.569000				250,852.50	.00
					267,500.00		8.276040					
644770BX6		NEW HAMPTON IA			200,000.00	07/01/2004	5.050000	jd 1	a	NR	200,000.00	.00
MRT		5.0500	06/01/2020		200,000.00	07/14/2004	5.049000	a		NR	200,000.00	.00
229	179002930				200,000.00	100.000000	8.037310	n	ZZZ		ssnidc	04/26/2016
1 Holdings for 2020 4.09 Yrs					200,000.00		5.050000				200,000.00	.00
					200,000.00		5.049000				200,000.00	.00
					200,000.00		8.037310					
3128MDL84		FHLMC GOLD POOL#G14651			1,650,000.00	12/01/2012	1.102660	mo 1	a		865,793.83	9,252.58
MBT		2.5000	11/01/2022	01/01/2019	850,159.61	08/18/2014	1.659660	a			875,046.41	.00
061	182010420				872,476.30	102.625000	1.754940	n	FED		ssnidc	04/26/2016
1 Holdings for 2022 6.51 Yrs					1,650,000.00		1.102660				865,793.83	9,252.58
					850,159.61		1.659660				875,046.41	.00
					872,476.30		1.754940					
31418ASV1		FNMA POOL#MA1431			2,250,000.00	04/01/2013	1.017090	mo 1	a		1,269,118.44	6,223.37
MBT		2.5000	05/01/2023	02/01/2019	1,241,451.16	06/17/2014	1.580630	a			1,275,341.81	.00
070	182010411				1,281,798.32	103.250000	1.618740	n	FED		ssnidc	04/26/2016
3128MDVQ3		FHLMC GOLD POOL#G14923			3,000,000.00	11/01/2013	0.813720	mo 1	a		1,937,728.38	-3,172.49
MBT		3.0000	10/01/2023	03/01/2019	1,851,057.00	04/28/2015	1.369440	a			1,934,555.89	.00
061	182010409				1,949,394.40	105.312500	1.295070	n	FED		ssnidc	04/26/2016
3128MDVQ3		FHLMC GOLD POOL#G14923			3,000,000.00	11/01/2013	0.813720	mo 1	a		1,937,728.38	-3,172.49
MBT		3.0000	10/01/2023	03/01/2019	1,851,057.00	07/01/2015	1.442740	a			1,934,555.89	.00
061	182010412				1,944,489.20	105.047505	1.295070	n	FED		ssnidc	04/26/2016

Holdings by Maturity Report

SAMPLE BANK
ANYWHERE, MO

InTrader (hldbymat)

Last: 03/31/2016

As-of: 04/30/2016

3059 168000044

Sec ID	Description		Original Face	Issue Dt	Aft Tx Yld	Sch	Intn	S&P	Book Value	Unrealized P/L
Grp	Rate	Maturity	Par/Curr Face	Pur Date	Pur Yield	Calc	PI	Moody	Market Value	Realized P/L
Type	Ticket	C-P Date/Price/Code	Principal Cost	Pur Price	Tax Eq Yld	Qual	Loc	Fitch	Price Source	Price Date
3 Holdings for 2023			8,250,000.00		0.864791				5,144,575.20	-121.61
			4,943,565.16		1.449921				5,144,453.59	.00
			5,175,681.92		1.376352					
3128MMRC9	FHLMC GOLD POOL #G18482		2,500,000.00	09/01/2013	1.270520	mo 1	a		1,720,285.81	2,314.51
MBT	3.5000	09/01/2028	07/01/2020	1,628,065.28	06/16/2015	2.052740	a		1,722,600.32	.00
061	182010410			1,724,731.66	105.937500	2.022090	n	FED	ssnidc	04/26/2016
1 Holdings for 2028			2,500,000.00		1.270520				1,720,285.81	2,314.51
			1,628,065.28		2.052740				1,722,600.32	.00
			1,724,731.66		2.022090					

This page intentionally left blank

Maturity Distribution Report

SAMPLE BANK
ANYWHERE, MO

InTrader (matdisbrpt)

Last: 03/31/2016

As-of: 04/30/2016

3059 168000044

Ticket	PI	Moody	Par/Cur	Face	Description	Rate	Maturity	Tax Eq Yld	Book Yield	Book Value
Cusip/Sec	Loc	S&P	Prin	Cost	C-P Date/Price/Code	Issued Dt	Est Mat Dt	Aft Tx Yld		Unrealized P/L
179002935	2410		1,468.13		FHLMC GOLD POOL #M30031	5.5000	08/01/2017	5.567300	5.50200	1,468.11
31282CA80	ZZZ		1,460.79			09/01/2005	12/01/2016	3.498050		9.47
1 Holdings			1,468.13		FNMA / FHLMC MBS	5.5000		5.567300	5.50200	1,468.11
			1,460.79					3.498050		9.47
179002927			4,080.09		GNMA II POOL #003314	5.5000	12/20/2017	5.500000	5.50000	4,080.09
36202DVF5	ZZZ		4,200.45			12/01/2002	02/01/2017	3.455760		79.65
1 Holdings			4,080.09		GNMA MBS	5.5000		5.500000	5.50000	4,080.09
			4,200.45					3.455760		79.65
2 Holdings for 2017			5,548.22		Holdings	5.5000		5.517808	5.50053	5,548.20
0.71 Yrs			5,661.24					3.466950		89.12
179002932		A3	250,000.00		ST JOHN IN PARK DIST	5.2000	01/15/2018	8.276040	5.20000	250,000.00
790267AL2	ZZZ	AA-	267,500.00		07/15/16 100.000000 c	12/15/1997		5.200000		852.50
1 Holdings			250,000.00		MUNICIPAL GO BONDS	5.2000		8.276040	5.20000	250,000.00
			267,500.00					5.200000		852.50
1 Holdings for 2018			250,000.00		Holdings	5.2000		8.276040	5.20000	250,000.00
1.71 Yrs			267,500.00					5.200000		852.50
179002930		NR	200,000.00		NEW HAMPTON IA	5.0500	06/01/2020	8.037310	5.05000	200,000.00
644770BX6	ZZZ	NR	200,000.00			07/01/2004		5.050000		.00
1 Holdings			200,000.00		MUNICIPAL REV BONDS	5.0500		8.037310	5.05000	200,000.00
			200,000.00					5.050000		.00
1 Holdings for 2020			200,000.00		Holdings	5.0500		8.037310	5.05000	200,000.00
4.09 Yrs			200,000.00					5.050000		.00
182010420			850,159.61		FHLMC GOLD POOL#G14651	2.5000	11/01/2022	1.754940	1.75494	865,793.83
3128MDL84	FED		872,476.30			12/01/2012	01/01/2019	1.102660		9,252.58
1 Holdings			850,159.61		FNMA / FHLMC MBS	2.5000		1.754940	1.75494	865,793.83
			872,476.30					1.102660		9,252.58
1 Holdings for 2022			850,159.61		Holdings	2.5000		1.754940	1.75494	865,793.83
2.67 Yrs			872,476.30					1.102660		9,252.58
182010411			1,241,451.16		FNMA POOL#MA1431	2.5000	05/01/2023	1.618740	1.61874	1,269,118.44
31418ASV1	FED		1,281,798.32			04/01/2013	02/01/2019	1.017090		6,223.37
182010409			1,851,057.00		FHLMC GOLD POOL#G14923	3.0000	10/01/2023	1.295070	1.29507	1,937,728.38
3128MDVQ3	FED		1,949,394.40			11/01/2013	03/01/2019	0.813720		-3,172.49
182010412			1,851,057.00		FHLMC GOLD POOL#G14923	3.0000	10/01/2023	1.295070	1.29507	1,937,728.38
3128MDVQ3	FED		1,944,489.20			11/01/2013	03/01/2019	0.813720		-3,172.49
3 Holdings			4,943,565.16		FNMA / FHLMC MBS	2.87444		1.376352	1.37635	5,144,575.20
			5,175,681.92					0.864791		-121.61
3 Holdings for 2023			4,943,565.16		Holdings	2.87444		1.376352	1.37635	5,144,575.20
2.82 Yrs			5,175,681.92					0.864791		-121.61

Maturity Distribution Report

SAMPLE BANK
ANYWHERE, MO

InTrader (matdisbrpt)

Last: 03/31/2016

As-of: 04/30/2016

3059 168000044

Ticket	PI	Moody	Par/Cur Face	Description	Rate	Maturity	Tax Eq Yld	Book Yield	Book Value
Cusip/Sec	Loc	S&P	Prin Cost	C-P Date/Price/Code	Issued Dt	Est Mat Dt	Aft Tx Yld		Unrealized P/L
182010410			1,628,065.28	FHLMC GOLD POOL #G18482	3.5000	09/01/2028	2.022090	2.02209	1,720,285.81
3128MMRC9	FED		1,724,731.66		09/01/2013	07/01/2020	1.270520		2,314.51
1 Holdings			1,628,065.28	FNMA / FHLMC MBS	3.5000		2.022090	2.02209	1,720,285.81
			1,724,731.66				1.270520		2,314.51
1 Holdings for 2028			1,628,065.28	Holdings	3.5000		2.022090	2.02209	1,720,285.81
4.17 Yrs			1,724,731.66				1.270520		2,314.51
9 Holdings			7,877,338.27	Report Totals	03.09421		1.941677	1.76820	8,186,203.04
3.08 Yrs			8,246,051.12				1.219995		12,387.10

Mortgage-Backed Securities Asset Analysis

SAMPLE BANK
ANYWHERE, MO

InTrader (mgbanal)

Last: 03/31/2016

As-of: 04/30/2016

3059 168000044

Cusip	Description	Rate(V/I)	Maturity	Par/Orig Face	Fac Date	Iss Date	* * *	C P R	* * *	PSA	Dura	WAC
Am	Ticket	FFIEC Test		Current Face	Cur Factor	Pur Date	3-Mth	6-Mth	12-Mth	Sec-CPR	WAL	WAM
	Pool			MTD Book	Pur Price	Est. Mat	Iss Dt	Pur	Actng		WAL Dt	WAM Dt
Group GNT												
36202DVF5	GNMA II POOL #003314			500,000.00	04/01/2016	12/01/02					0.71	6.00
	179002927	5.500	12/20/2017	4,080.09	.00816017	08/15/05	41.29	28.93	37.27	0000	0.73	020
t	003314			5.499879	102.949998	02/01/17	20.01	19.21	37.27		12/24/16	12/20/17
Group MBT												
31282CA80	FHLMC GOLD POOL #M30031			500,000.00	04/01/2016	09/01/05					0.60	6.00
	179002935	5.500	08/01/2017	1,468.13	.00293626	05/30/06	44.52	38.53	34.75	0000	0.61	016
t	M30031			5.500950	99.500000	12/01/16	31.06	31.46	34.75		11/11/16	08/01/17
3128MDL84	FHLMC GOLD POOL#G14651			1,650,000.00	04/01/2016	12/01/12					2.59	3.00
	182010420	2.500	11/01/2022	850,159.61	.51524825	08/18/14	12.00	11.02	11.36	0000	2.70	079
A	G14651			1.901245	102.625000	01/01/19	8.64	9.95	11.36		12/11/18	11/01/22
31418ASV1	FNMA POOL#MA1431			2,250,000.00	04/01/2016	04/01/13					2.70	3.00
	182010411	2.500	05/01/2023	1,241,451.16	.55175607	06/17/14	11.30	12.32	12.40	0000	2.82	085
A	MA1431			1.655687	103.250000	02/01/19	9.05	11.28	12.40		01/24/19	05/01/23
3128MDVQ3	FHLMC GOLD POOL#G14923			3,000,000.00	04/01/2016	11/01/13					2.78	3.50
	182010409	3.000	10/01/2023	1,851,057.00	.6170190	04/28/15	9.64	10.85	12.77	0000	2.90	090
A	G14923			1.545422	105.312500	03/01/19	9.59	12.77	12.77		02/22/19	10/01/23
3128MDVQ3	FHLMC GOLD POOL#G14923			3,000,000.00	04/01/2016	11/01/13					2.78	3.50
	182010412	3.000	10/01/2023	1,851,057.00	.6170190	07/01/15	9.64	10.85	12.77	0000	2.90	090
A	G14923			1.545422	105.047505	03/01/19	9.59	13.31	12.77		02/22/19	10/01/23
3128MMRC9	FHLMC GOLD POOL #G18482			2,500,000.00	04/01/2016	09/01/13					3.88	4.00
	182010410	3.500	09/01/2028	1,628,065.28	.65122611	06/16/15	10.49	13.44	12.07	0000	4.20	149
A	G18482			1.656535	105.937500	07/01/20	10.51	12.63	12.07		06/11/20	09/01/28
**Group Totals												
Group	Description			Par/Orig Face	Fac Date	Iss Date	* * *	C P R	* * *	PSA	Dura	WAC
				Current Face	Cur Factor	Pur Date	3-Mth	6-Mth	12-Mth	Sec-CPR	WAL	WAM
				MTD Book	Pur Price	Est. Mat	Iss Dt	Pur	Actng		WAL Dt	WAM Dt
GNT	GNMA MBS			500,000.00							0.71	6.00
				4,080.09	.0081602		41.29	28.93	37.27		0.73	020
				5.4998787	102.949998		20.01	19.21	37.27			
MBT	FNMA / FHLMC MBS			12,900,000.00							2.99	3.474
				7,423,258.18	.6024054		10.37	11.69	12.40		3.15	101
				1.6288351	104.744581		9.60	12.32	12.40			
Grand Totals				13,400,000.00							2.99	3.475
				7,427,338.27	.6020920		10.39	11.70	12.41		3.15	101
				1.6308767	104.743634		9.61	12.32	12.41			

[Selection Criteria: 001-999 B]

This page intentionally left blank

Municipal Inventory

SAMPLE BANK
ANYWHERE, MO

InTrader (muninv)
Last : 03/31/2016
As-of: 04/30/2016
3059 168000044

Sec ID	Description	Issued	Type	BQ	In	Moody-I	Moody-U	Repayment Source	Municipal Type	Par Value	
St Ticket	Rate	Maturity	Settled	Tax	SH	Dura	S&P-I	S&P-U	Insurance	Book	
Port/Grp	Cur	Call Desc	Date	Price	BkY	TEY	Fitch-I	Fitch-U	Credit Enhancement	Prior Iss	Market
644770BX6	NEW HAMPTN IA		07/01/2004	229	n	AFS	NR			200,000.00	
IA 179002930	5.050	06/01/2020	07/14/2004	er	n	3.67	NR			100.000	
MRT	USD			0.000	5.049	8.037				100.000	
IA	5.050	4.09 Yrs				3.67				200,000.00	
	1 Holding			5.049		8.037				100.000	
										100.000	
790267AL2	ST JOHN IN		12/15/1997	210	y	HTM	A3			250,000.00	
IN 179002932	5.200	01/15/2018	10/06/2004	er	n	0.21	AA-		MBIA	100.000	
MGT	USD	Recur	07/15/2016	100.000	2.569	8.276				100.341	
IN	5.200	1.71 Yrs				0.21				250,000.00	
	1 Holding			2.569		8.276				100.341	
										100.341	
USD TOTALS	5.133	2.77 Yrs				1.74				450,000.00	
	2 Holdings			3.671		8.170				100.000	
										100.189	

[Selection Criteria: 200-249]

This page intentionally left blank

Call / Put Worksheet
 SAMPLE BANK

InTrader (callputwks)
 Last: 03/31/2016
 As-of: 04/30/2016
 3059 168000044

Cusip	Description	Par Issue Maturity	Sec Type Sch	Rate Rtg	Moody S&P	Type	Code Call Desc	Call Dt Tender Dt	Price Factor
790267AL2	ST JOHN IN PARK DIST UNLTD GO	250,000.00 12/15/1997 01/15/2018	210 jj	5.200	A3 AA-	Call 12	Callable Recur	* 07/15/16	100.00000000

This page intentionally left blank

Managers Quicklist by Intention

SAMPLE BANK
ANYWHERE, MO

InTrader (mgrsqkint)

Last: 03/31/2016

As-of: 04/30/2016

3059 168000044

Bank Qlfd	Count	Intent	Par (000)	Description	Rate V	Dura- tion	Contractual Maturity	Call Dt *Est Mat	Bk/BE/TE Yield	Book Price	Market Price	\$ Net P/L
Report Sequence: Intention Code, Redemption Date, Group, Cusip and Ticket												
1		AFS	1+	FHLMC GOLD POOL #M30031	5.500	0.60	08/01/2017	12/01/16*	5.502	99.998638	100.644	9
1			1+	YEAR 2016 TOTAL	5.500	0 yrs	7.0 mos		5.502	99.998638	100.644	9
1		AFS	4+	GNMA II POOL #003314	5.500	0.71	12/20/2017	02/01/17*	5.500	100.000000	101.952	80
1			4+	YEAR 2017 TOTAL	5.500	0 yrs	9.0 mos		5.500	100.000000	101.952	80
1		AFS	850+	FHLMC GOLD POOL#G14651	2.500	2.59	11/01/2022	01/01/19*	1.755	101.838975	102.927	9,253
1		AFS	1,241+	FNMA POOL#MA1431	2.500	2.70	05/01/2023	02/01/19*	1.619	102.228624	102.730	6,223
2		AFS	3,702+	FHLMC GOLD POOL#G14923	3.000	2.78	10/01/2023	03/01/19*	1.295	104.682264	104.511	-6,345
4			5,793+	YEAR 2019 TOTAL	2.822	2 yrs	9.5 mos		1.430	103.754590	103.907	9,131
1		AFS	200	NEW HAMPTON IA	5.050	3.67	06/01/2020		8.037	100.000000	100.000	0
1		AFS	1,628+	FHLMC GOLD POOL #G18482	3.500	3.88	09/01/2028	07/01/20*	2.022	105.664425	105.807	2,315
2			1,828+	YEAR 2020 TOTAL	3.661	4 yrs	1.9 mos		2.649	105.074468	105.202	2,315
8			7,627+	AVAILABLE FOR SALE TOTAL	3.027	3 yrs	1.5 mos		1.727	104.071330	104.218	11,535
Y	1	HTM	250	ST JOHN IN PARK DIST	5.200	0.21	01/15/2018	07/15/16C	8.276	100.000000	100.341	853
1			250	YEAR 2018 TOTAL	5.200	1 yrs	8.5 mos		8.276	100.000000	100.341	853
1			250	HELD TO MATURITY TOTAL	5.200	1 yrs	8.5 mos		8.276	100.000000	100.341	853
9			7,877+	TOTAL	3.094	3 yrs	1.0 mos		1.927	103.946995	104.100	12,387

ALL WEIGHTED AVG'S BASED UPON BOOK VALUE

This page intentionally left blank

Managers Quicklist by Redemption

SAMPLE BANK
ANYWHERE, MO

InTrader (mgrsqkls)

Last: 03/31/2016

As-of: 04/30/2016

3059 168000044

Bank Qlfd	Count	Intent	Par (000)	Description	Rate V	Duration	Contractual Maturity	Call Dt *Est Mat	Bk/BE/TE Yield	Book Price	Market Price	\$ Net P/L
Report Sequence: Redemption Date, Group, Cusip, Intention Code and Ticket												
	1	AFS	1+	FHLMC GOLD POOL #M30031	5.500	0.60	08/01/2017	12/01/16*	5.502	99.998638	100.644	9
	1		1+	YEAR 2016 TOTAL	5.500	0 yrs	7.0 mos		5.502	99.998638	100.644	9
	1	AFS	4+	GNMA II POOL #003314	5.500	0.71	12/20/2017	02/01/17*	5.500	100.000000	101.952	80
	1		4+	YEAR 2017 TOTAL	5.500	0 yrs	9.0 mos		5.500	100.000000	101.952	80
Y	1	HTM	250	ST JOHN IN PARK DIST	5.200	0.21	01/15/2018	07/15/16C	8.276	100.000000	100.341	853
	1		250	YEAR 2018 TOTAL	5.200	1 yrs	8.5 mos		8.276	100.000000	100.341	853
	1	AFS	850+	FHLMC GOLD POOL#G14651	2.500	2.59	11/01/2022	01/01/19*	1.755	101.838975	102.927	9,253
	1	AFS	1,241+	FNMA POOL#MA1431	2.500	2.70	05/01/2023	02/01/19*	1.619	102.228624	102.730	6,223
	2	AFS	3,702+	FHLMC GOLD POOL#G14923	3.000	2.78	10/01/2023	03/01/19*	1.295	104.682264	104.511	-6,345
	4		5,793+	YEAR 2019 TOTAL	2.822	2 yrs	9.5 mos		1.430	103.754590	103.907	9,131
	1	AFS	200	NEW HAMPTON IA	5.050	3.67	06/01/2020		8.037	100.000000	100.000	0
	1	AFS	1,628+	FHLMC GOLD POOL #G18482	3.500	3.88	09/01/2028	07/01/20*	2.022	105.664425	105.807	2,315
	2		1,828+	YEAR 2020 TOTAL	3.661	4 yrs	1.9 mos		2.649	105.074468	105.202	2,315
	9		7,877+	TOTAL	3.094	3 yrs	1.0 mos		1.927	103.946995	104.100	12,387
										ALL WEIGHTED AVG'S BASED UPON BOOK VALUE		

This page intentionally left blank

Maturity Analysis- AVG LIFE

SAMPLE BANK
ANYWHERE, MO

InTrader (matanalysis)

Last: 03/31/2016

As-of: 04/30/2016

3059 168000044

YEAR	GOVTS.	YLD	AGENCIES	YLD	MUNICIPALS	YLD	OTHER	YLD	TOTAL	PCT.	CUM PCT.	AVG TE YLD	P / L
DEC			1,468	5.68					1,468	0.02	0.02	5.57	9
2016			1,468	5.68					1,468	0.02		5.57	9
FEB			4,080	4.68					4,080	0.05	0.07	5.50	80
2017			4,080	4.68					4,080	0.05		5.50	80
JAN					250,000	2.57			250,000	3.17	3.24	8.28	853
2018					250,000	2.57			250,000	3.17		8.28	853
2019			5,793,725	1.48					5,793,725	73.55	76.79	1.43	9,131
2020			1,628,065	2.05	200,000	5.05			1,828,065	23.21	100.00	2.68	2,315
TOTAL			7,427,338	1.61	450,000	3.67			7,877,338	100.00	100.00	1.94	12,387
PLEDGED PAR													
			1,468						1,468				
PLEDGED FACE													
			500,000						500,000				
AVERAGE DAILY BOOK													
			7,737,281		450,000				8,187,281				

This page intentionally left blank

Maturity/Directors Report

SAMPLE BANK
ANYWHERE, MO

InTrader (director)

Last: 03/31/2016

As-of: 04/30/2016

3059 168000044

Description Term	Par Value	Book Value	Market Value	Gain/Loss	Pct. of Total	Avg Mat	Purch Yield	Te Yld	Unpledged Market value
MBS & CMOS									
6 mo to 1 yr	5,548	5,548	5,637	89	0.07	.71	4.95	5.52	4,160
1 yr to 3 yr	5,793,725	6,010,369	6,019,500	9,131	78.01	2.80	1.48	1.43	6,019,500
3 yr to 5 yr	1,628,065	1,720,286	1,722,600	2,315	21.92	4.17	2.05	2.02	1,722,600
Total	7,427,338	7,736,203	7,747,738	11,535	94.29	3.10	1.61	1.56	7,746,260
MUNICIPALS									
1 yr to 3 yr	250,000	250,000	250,853	853	55.56	1.71	2.57	8.28	250,853
3 yr to 5 yr	200,000	200,000	200,000		44.44	4.09	5.05	8.04	200,000
Total	450,000	450,000	450,853	853	5.71	2.77	3.67	8.17	450,853
All Securities									
0 yr to 1 yr	5,548	5,548	5,637	89	0.07	.71	4.95	5.52	4,160
1 yr to 2 yr	250,000	250,000	250,853	853	3.17	1.71	2.57	8.28	250,853
2 yr to 3 yr	5,793,725	6,010,369	6,019,500	9,131	73.55	2.80	1.48	1.43	6,019,500
4 yr to 5 yr	1,828,065	1,920,286	1,922,600	2,315	23.21	4.16	2.38	2.68	1,922,600
Total	7,877,338	8,186,203	8,198,590	12,387	100.00	3.08	1.73	1.94	8,197,113

Maturity/Directors Report

SAMPLE BANK
ANYWHERE, MO

InTrader (director)

Last: 03/31/2016

As-of: 04/30/2016

3059 168000044

- Available for Sale

Description Term	Par Value	Book Value	Market Value	Gain	Loss	Pct. of Total	Avg Mat	Purch Yield	Te Yld	Unpledged Market value
MBS & CMOS										
6 mo to 1 yr	5,548	5,548	5,637	89		0.07	.71	4.95	5.52	4,160
1 yr to 3 yr	5,793,725	6,010,369	6,019,500	15,476	-6,345	78.01	2.80	1.48	1.43	6,019,500
3 yr to 5 yr	1,628,065	1,720,286	1,722,600	2,315		21.92	4.17	2.05	2.02	1,722,600
Total	7,427,338	7,736,203	7,747,738	17,880	-6,345	97.38	3.10	1.61	1.56	7,746,260
MUNICIPALS										
3 yr to 5 yr	200,000	200,000	200,000			100.00	4.09	5.05	8.04	200,000
Total	200,000	200,000	200,000			2.62	4.09	5.05	8.04	200,000
All Securities										
0 yr to 1 yr	5,548	5,548	5,637	89		0.07	.71	4.95	5.52	4,160
2 yr to 3 yr	5,793,725	6,010,369	6,019,500	15,476	-6,345	75.96	2.80	1.48	1.43	6,019,500
4 yr to 5 yr	1,828,065	1,920,286	1,922,600	2,315		23.97	4.16	2.38	2.68	1,922,600
Total	7,627,338	7,936,203	7,947,738	17,880	-6,345	100.00	3.12	1.70	1.73	7,946,260

Maturity/Directors Report

SAMPLE BANK
ANYWHERE, MO

InTrader (director)
Last: 03/31/2016
As-of: 04/30/2016
3059 168000044
- Held for Trading

Description	Par Value	Book Value	Market Value	Gain	Loss	Pct. of Total	Avg Mat	Purch Yield	Te Yld	Unpledged Market value
-------------	-----------	------------	--------------	------	------	---------------	---------	-------------	--------	------------------------

No details to report for intention - Held for Trading

Maturity/Directors Report

SAMPLE BANK
ANYWHERE, MO

InTrader (director)
Last: 03/31/2016
As-of: 04/30/2016
3059 168000044
- Fair Value Opt

Description	Par Value	Book Value	Market Value	Gain	Loss	Pct. of Total	Avg Mat	Purch Yield	Te Yld	Unpledged Market value
-------------	-----------	------------	--------------	------	------	---------------	---------	-------------	--------	------------------------

No details to report for intention - Fair Value Opt

Maturity/Directors Report

SAMPLE BANK
 ANYWHERE, MO

InTrader (director)

Last: 03/31/2016

As-of: 04/30/2016

3059 168000044

- Held to Maturity

Description Term	Par Value	Book Value	Market Value	Gain	Loss	Pct. of Total	Avg Mat	Purch Yield	Te Yld	Unpledged Market value
MUNICIPALS										
1 yr to 3 yr	250,000	250,000	250,853	853		100.00	1.71	2.57	8.28	250,853
Total	250,000	250,000	250,853	853		100.00	1.71	2.57	8.28	250,853
All Securities										
1 yr to 2 yr	250,000	250,000	250,853	853		100.00	1.71	2.57	8.28	250,853
Total	250,000	250,000	250,853	853		100.00	1.71	2.57	8.28	250,853

Maturity/Directors Report

SAMPLE BANK
ANYWHERE, MO

InTrader (director)

Last: 03/31/2016

As-of: 04/30/2016

3059 168000044

- Non-Marketable Other

Description	Par Value	Book Value	Market Value	Gain	Loss	Pct. of Total	Avg Mat	Purch Yield	Te Yld	Unpledged Market value
-------------	-----------	------------	--------------	------	------	---------------	---------	-------------	--------	------------------------

No details to report for intention - Non-Marketable Other

Portfolio Analysis Report

SAMPLE BANK
ANYWHERE, MO

InTrader (portanaly)

Last: 03/31/2016

As-of: 04/30/2016

3059 168000044

Description Term	Par Value	Tax Basis	Book Value Market Value	Gain/Loss	Pct. of Total	Average Maturity	Purch Yield	Avg. Te Yld	Unpledged Par Value
MBS & CMOS									
6 to 1 years	5,548	5,541	5,548 5,637	89	0.07	.71 Yrs	4.95	5.52	4,080
1 to 3 years	5,793,725	6,010,369	6,010,369 6,019,500	9,131	78.01	2.80 Yrs	1.48	1.43	5,793,725
3 to 5 years	1,628,065	1,720,286	1,720,286 1,722,600	2,315	21.92	4.17 Yrs	2.05	2.02	1,628,065
Total	7,427,338	7,736,196	7,736,203 7,747,738	11,535	94.29	3.10 Yrs	1.61	1.56	7,425,870
MUNICIPALS									
1 to 3 years	250,000	250,000	250,000 250,853	853	55.56	1.71 Yrs	2.57	8.28	250,000
3 to 5 years	200,000	200,000	200,000 200,000		44.44	4.09 Yrs	5.05	8.04	200,000
Total	450,000	450,000	450,000 450,853	853	5.71	2.77 Yrs	3.67	8.17	450,000
Muni by Moody Rating									
A3	250,000	250,000	250,000 250,853	853	3.17	1.71 Yrs	2.57	8.28	250,000
NR	200,000	200,000	200,000 200,000		2.54	4.09 Yrs	5.05	8.04	200,000
All Securities									
0 to 1 years	5,548	5,541	5,548 5,637	89	0.07	.71 Yrs	4.95	5.52	4,080
1 to 2 years	250,000	250,000	250,000 250,853	853	3.17	1.71 Yrs	2.57	8.28	250,000
2 to 3 years	5,793,725	6,010,369	6,010,369 6,019,500	9,131	73.55	2.80 Yrs	1.48	1.43	5,793,725
4 to 5 years	1,828,065	1,920,286	1,920,286 1,922,600	2,315	23.21	4.16 Yrs	2.38	2.68	1,828,065
Total	7,877,338	8,186,196	8,186,203 8,198,590	12,387	100.00	3.08 Yrs	1.73	1.94	7,875,870

Weighted by Par Value

This page intentionally left blank

SCHEDULE RC-B SECURITIES

SAMPLE BANK
ANYWHERE, MO

InTrader (schedule)

Last: 03/31/2016

As-of: 04/30/2016

3059 168000044

Description	Book Val/Amort Cost	Fair Value	Write Off
1. U.S. TREASURY SECURITIES			
A. AVAILABLE-FOR-SALE	.00	.00	.00
(2) HELD-TO MATURITY	.00	.00	.00
2. U.S. GOVERNMENT AGENCY AND CORPORATION OBLIGATIONS (EXCLUDE MBS):			
A. ISSUED BY U.S. GOVERNMENT AGENCIES			
(1) AVAILABLE-FOR-SALE	.00	.00	.00
(2) HELD-TO-MATURITY	.00	.00	.00
B. ISSUED BY U.S. GOVERNMENT-SPONSORED AGENCIES			
(1) AVAILABLE-FOR-SALE	.00	.00	.00
(2) HELD-TO-MATURITY	.00	.00	.00
3. SECURITIES ISSUED BY STATE AND POLITICAL SUBDIVISIONS OF THE U.S.			
(1) AVAIALABLE-FOR-SALE	200,000.00	200,000.00	.00
(2) HELD-TO-MATURITY	250,000.00	250,852.50	.00
4. MORTGAGE-BACKED SECURITIES (MBS):			
A. RESIDENTIAL MORTGAGE PASS-THROUGH SECURITIES			
(1) GUARANTEED BY GNMA			
a. AVAILABLE-FOR-SALE	4,080.09	4,159.74	.00
b. HELD-TO-MATURITY	.00	.00	.00
(2) ISSUED BY FNMA AND FHLMC			
a. AVAILABLE-FOR-SALE	7,732,122.95	7,743,577.90	.00
b. HELD-TO-MATURITY	.00	.00	.00
(3) OTHER PASS-THROUGH SECURITIES			
a. AVAILABLE-FOR-SALE	.00	.00	.00
b. HELD-TO-MATURITY	.00	.00	.00
B. OTHER RESIDENTIAL MORTGAGE-BACKED SECURITIES (INCLUDE CMOS, REMICS, AND STRIPPED MBS):			
(1) ISSUED OR GUARANTEED BY FNMA, FHLMC, OR GNMA			
a. AVAILABLE-FOR-SALE	.00	.00	.00
b. HELD-TO-MATURITY	.00	.00	.00
(2) OTHER MORTGAGE-BACKED SECURITIES COLLATERALIZED BY MBS ISSUED OR GUARANTEED BY FNMA, FHLMC, OR GNMA			
a. AVAILABLE-FOR-SALE	.00	.00	.00
b. HELD-TO-MATURITY	.00	.00	.00
(3) ALL OTHER MORTGAGE-BACKED SECURITIES			
a. AVAILABLE-FOR-SALE	.00	.00	.00
b. HELD-TO-MATURITY	.00	.00	.00
C. COMMERCIAL MBS:			
(1) COMMERCIAL MORTGAGE PASS-THROUGH SECURITIES			
A. AVAILABLE-FOR-SALE	.00	.00	.00
b. HELD-TO-MATURITY	.00	.00	.00

SCHEDULE RC-B SECURITIES

SAMPLE BANK
ANYWHERE, MO

InTrader (schedule)

Last: 03/31/2016

As-of: 04/30/2016

3059 168000044

Description	Book Val/Amort Cost	Fair Value	Write Off
(2) OTHER COMMERCIAL MBS			
a. AVAILABLE-FOR-SALE	.00	.00	.00
b. HELD-TO-MATURITY	.00	.00	.00
5. ASSET-BACKED SECURITIES AND STRUCTURED FINANCIAL PRODUCTS:			
a. ASSET-BACKED SECURITIES (ABS)			
(1) AVAILABLE-FOR-SALE	.00	.00	.00
(2) HELD-TO-MATURITY	.00	.00	.00
b. STRUCTURED FINANCIAL PRODUCTS:			
(1) CASH			
a. AVAILABLE-FOR-SALE	.00	.00	.00
b. HELD-TO-MATURITY	.00	.00	.00
(2) SYNTHETIC			
a. AVAILABLE-FOR-SALE	.00	.00	.00
b. HELD-TO-MATURITY	.00	.00	.00
(3) HYBRID			
a. AVAILABLE-FOR-SALE	.00	.00	.00
b. HELD-TO-MATURITY	.00	.00	.00
6. OTHER DEBT SECURITIES:			
A. OTHER DOMESTIC DEBT SECURITIES			
(1) AVAILABLE-FOR-SALE	.00	.00	.00
(2) HELD-TO-MATURITY	.00	.00	.00
B. FOREIGN DEBT SECURITIES			
(1) AVAILABLE-FOR-SALE	.00	.00	.00
(2) HELD-TO-MATURITY	.00	.00	.00
7. EQUITY SECURITIES			
A. INVESTMENTS IN MUTUAL FUNDS AND OTHER EQUITY SECURITIES WITH READILY DETERMINABLE FAIR VALUES			
(1) AVAILABLE-FOR-SALE	.00	.00	.00
(2) HELD-TO-MATURITY	.00	.00	.00
8. TOTAL (SUM OF ITEMS 1 THROUGH 7)			
A. AVAILABLE-FOR-SALE	7,936,203.04	7,947,737.64	.00
B. HELD-TO-MATURITY	250,000.00	250,852.50	.00
MEMORANDA	.00	.00	.00
1. PLEDGED SECURITIES			
A. AVAILABLE-FOR-SALE	1,468.11	1,477.58	.00
B. HELD-TO-MATURITY	.00	.00	.00
2. MATURITY AND REPRICING DATA FOR DEBT SECURITIES (EXCLUDING THOSE IN NONACCRUAL STATUS):			
A. U.S. TREASURIES, U.S. GOVT AGENCIES, STATES AND POLITICAL SUBDIVISIONS			
OTHER NON-MORTGAGE DEBT SECURITIES AND MBS OTHER THAN THOSE BACKED BY			

SCHEDULE RC-B SECURITIES

SAMPLE BANK
ANYWHERE, MO

InTrader (schedule)

Last: 03/31/2016

As-of: 04/30/2016

3059 168000044

Description	Book Val/Amort Cost	Fair Value	Write Off
CLOSED-END 1ST LIEN 1-4 FAMILY MTGS WITH A REMAINING MATURITY OR NEXT REPRICING DATE OF:			
1. THREE MONTHS OR LESS			
a. AVAILABLE FOR SALE	.00	.00	.00
b. HELD-TO-MATURITY	.00	.00	.00
(2) OVER THREE MONTHS THROUGH 12 MONTHS			
a. AVAILABLE-FOR-SALE	.00	.00	.00
b. HELD-TO-MATURITY	.00	.00	.00
(3) OVER ONE YEAR THROUGH THREE YEARS			
a. AVAILABLE-FOR-SALE	.00	.00	.00
b. HELD-TO-MATURITY	250,000.00	250,852.50	.00
(4) OVER THREE YEARS THROUGH FIVE YEARS			
a. AVAILABLE-FOR-SALE	200,000.00	200,000.00	.00
b. HELD-TO-MATURITY	.00	.00	.00
(5) OVER FIVE YEARS THROUGH 15 YEARS			
a. AVAILABLE-FOR-SALE	.00	.00	.00
b. HELD-TO-MATURITY	.00	.00	.00
(6) OVER 15 YEARS			
a. AVAILABLE-FOR-SALE	.00	.00	.00
b. HELD-TO-MATURITY	.00	.00	.00
B. MORTGAGE PASS-THROUGH SECURITIES BACKED BY CLOSED-END 1-4 FAMILY RESIDENTIAL MTGS WITH A REMAINING MATURITY OR NEXT REPRICING DATE OF:			
(1) THREE MONTHS OR LESS			
a. AVAILABLE-FOR-SALE	.00	.00	.00
b. HELD-TO-MATURITY	.00	.00	.00
(2) OVER THREE MONTHS THROUGH 12 MONTHS			
a. AVAILABLE FOR SALE	.00	.00	.00
b. HELD-TO-MATURITY	.00	.00	.00
(3) OVER ONE YEAR THROUGH THREE YEARS			
a. AVAILABLE-FOR-SALE	5,548.20	5,637.32	.00
b. HELD-TO-MATURITY	.00	.00	.00
(4) OVER THREE YEARS THROUGH FIVE YEARS			
a. AVAILABLE-FOR-SALE	.00	.00	.00
b. HELD-TO-MATURITY	.00	.00	.00
(5) OVER FIVE YEARS THROUGH 15 YEARS			
a. AVAILABLE-FOR-SALE	7,730,654.84	7,742,100.32	.00
b. HELD-TO-MATURITY	.00	.00	.00
(6) OVER 15 YEARS			
a. AVAILABLE-FOR-SALE	.00	.00	.00
b. HELD-TO-MATURITY	.00	.00	.00

SCHEDULE RC-B SECURITIES

SAMPLE BANK
ANYWHERE, MO

InTrader (schedule)
Last: 03/31/2016
As-of: 04/30/2016
3059 168000044

Description	Book Val/Amort Cost	Fair Value	Write Off
C. OTHER MORTGAGE-BACKED SECURITIES (INCLUDE CMOS, REMICS, AND STRIPPED MBS; EXCLUDE MORTGAGE PASS-THROUGH SECURITIES) WITH AN AVERAGE LIFE OF			
(1) THREE YEARS OR LESS			
a. AVAILABLE-FOR-SALE	.00	.00	.00
b. HELD-TO-MATURITY	.00	.00	.00
(2) OVER THREE YEARS			
a. AVAILABLE-FOR-SALE	.00	.00	.00
b. HELD-TO-MATURITY	.00	.00	.00
D. DEBT SECURITIES WITH A REMAINING MATURITY OF ONE YEAR OR LESS:			
1. AVAILABLE-FOR-SALE	.00	.00	.00
2. HELD-TO-MATURITY	.00	.00	.00
3. AMORTIZED COST OF HTM SECURITIES SOLD OR TRANSFERRED TO AFS OR HFT DURING THE CALENDAR YEAR-TO-DATE (COST AT DATE OF SALE OR TRANSFER).	.00	.00	.00
4. STRUCTURED NOTES (INCLUDED IN THE HTM AND AFS ACCOUNTS IN SCHEDULE RC-B ITEMS 2, 3, 5, AND 6)			
A. AVAILABLE-FOR-SALE	.00	.00	.00
B. HELD-TO-MATURITY	.00	.00	.00
MEMORANDUM ITEMS 5.A THROUGH 5.F ARE TO BE COMPLETED BY BANKS WITH \$1 BILLION OR MORE IN TOTAL ASSETS.	.00	.00	.00
5. ASSET-BACKED SECURITIES (ABS)(FOR EACH COLUMN, SUMB OF MEMORANDUM ITEMS 5.a THROUGH 5.f MUST EQUAL SCHEDULE RC-B, ITEM 5.a)			
A. CREDIT CARD RECEIVABLES			
1. AVAILABLE-FOR-SALE	.00	.00	.00
6. STRUCTURED FINANCIAL PRODUCTS BY UNDERLYING COLLATERAL OR REFERENCE ASSETS (FOR EACH COLUMN, SUM OF MEMORANDUM ITEMS 6.A THROUGH 6.G MUST EQUAL SCHEDULE RC-B SUM OF ITEMS 5.B(1) THROUGH (3):	.00	.00	.00
A. TRUST PREFERRED SECURITIES ISSUED BY FINANCIAL INSTITUTIONS	.00	.00	.00

SCHEDULE RC-K QUARTERLY AVERAGES

SAMPLE BANK
ANYWHERE, MO

InTrader (schedule)

Last: 03/31/2016

As-of: 04/30/2016

3059 168000044

3059

Description	
ASSETS	
2. U.S. TREASURY SECURITIES AND U.S. GOVERNMENT AGENCY OBLIGATIONS (EXCLUDING MORTGAGE-BACKED SECURITIES)	.00
3. MORTGAGE-BACKED SECURITIES	7,742,005.92
4. ALL OTHER SECURITIES (INCLUDES SECURITIES ISSUED BY STATES AND POLITICAL SUBDIVISIONS IN THE U.S.)	450,000.00

This page intentionally left blank

SCHEDULE RC-B SECURITIES

SAMPLE BANK
ANYWHERE, MO

InTrader (schedtl)
Last: 03/31/2016
As-of: 04/30/2016
3059 168000044
3059

Description

- 1. U.S. TREASURY SECURITIES
 - A. AVAILABLE-FOR-SALE
 - (2) HELD-TO MATURITY
- 2. U.S. GOVERNMENT AGENCY AND CORPORATION OBLIGATIONS (EXCLUDE MBS):
 - A. ISSUED BY U.S. GOVERNMENT AGENCIES
 - (1) AVAILABLE-FOR-SALE
 - (2) HELD-TO-MATURITY
 - B. ISSUED BY U.S. GOVERNMENT-SPONSORED AGENCIES
 - (1) AVAILABLE-FOR-SALE
 - (2) HELD-TO-MATURITY
- 3. SECURITIES ISSUED BY STATE AND POLITICAL SUBDIVISIONS OF THE U.S.
 - (1) AVAIALABLE-FOR-SALE

Line	Ticket	Cusip/Sec	Class	Rate(V)	Maturity	Next Reset	Intent	Book Val/Amort Cost	Fair Value	Write Off
101	179002930	644770BX6	22900	5.05000	06/01/2020		AFS	200,000.00	200,000.00	.00
TOTAL								200,000.00	200,000.00	.00

(2) HELD-TO-MATURITY

Line	Ticket	Cusip/Sec	Class	Rate(V)	Maturity	Next Reset	Intent	Book Val/Amort Cost	Fair Value	Write Off
110	179002932	790267AL2	21000	5.20000	01/15/2018		HTM	250,000.00	250,852.50	.00
TOTAL								250,000.00	250,852.50	.00

- 4. MORTGAGE-BACKED SECURITIES (MBS):
 - A. RESIDENTIAL MORTGAGE PASS-THROUGH SECURITIES
 - (1) GUARANTEED BY GNMA
 - a. AVAILABLE-FOR-SALE

Line	Ticket	Cusip/Sec	Class	Rate(V)	Maturity	Next Reset	Intent	Book Val/Amort Cost	Fair Value	Write Off
133	179002927	36202DVF5	8100	5.50000	12/20/2017		AFS	4,080.09	4,159.74	.00
TOTAL								4,080.09	4,159.74	.00
 - b. HELD-TO-MATURITY
 - (2) ISSUED BY FNMA AND FHLMC

SCHEDULE RC-B SECURITIES

SAMPLE BANK
ANYWHERE, MO

InTrader (schedtl)
Last: 03/31/2016
As-of: 04/30/2016
3059 168000044
3059

Description

a. AVAILABLE-FOR-SALE

Line	Ticket	Cusip/Sec	Class	Rate(V)	Maturity	Next Reset	Intent	Book Val/Amort Cost	Fair Value	Write Off
161	179002935	31282CA80	6100	5.50000	08/01/2017		AFS	1,468.11	1,477.58	.00
161	182010420	3128MDL84	6100	2.50000	11/01/2022		AFS	865,793.83	875,046.41	.00
161	182010409	3128MDVQ3	6100	3.00000	10/01/2023		AFS	1,937,728.38	1,934,555.89	.00
161	182010412	3128MDVQ3	6100	3.00000	10/01/2023		AFS	1,937,728.38	1,934,555.89	.00
161	182010410	3128MMRC9	6100	3.50000	09/01/2028		AFS	1,720,285.81	1,722,600.32	.00
161	182010411	31418ASV1	7000	2.50000	05/01/2023		AFS	1,269,118.44	1,275,341.81	.00
TOTAL								7,732,122.95	7,743,577.90	.00

b. HELD-TO-MATURITY

(3) OTHER PASS-THROUGH SECURITIES

a. AVAILABLE-FOR-SALE

b. HELD-TO-MATURITY

B. OTHER RESIDENTIAL MORTGAGE-BACKED SECURITIES (INCLUDE CMOS, REMICS,
AND STRIPPED MBS):

(1) ISSUED OR GUARANTEED BY FNMA, FHLMC, OR GNMA

a. AVAILABLE-FOR-SALE

b. HELD-TO-MATURITY

(2) OTHER MORTGAGE-BACKED SECURITIES COLLATERALIZED BY MBS ISSUED
OR GUARANTEED BY FNMA, FHLMC, OR GNMA

a. AVAILABLE-FOR-SALE

b. HELD-TO-MATURITY

(3) ALL OTHER MORTGAGE-BACKED SECURITIES

a. AVAILABLE-FOR-SALE

b. HELD-TO-MATURITY

C. COMMERCIAL MBS:

(1) COMMERCIAL MORTGAGE PASS-THROUGH SECURITIES

A. AVAILABLE-FOR-SALE

b. HELD-TO-MATURITY

(2) OTHER COMMERCIAL MBS

a. AVAILABLE-FOR-SALE

b. HELD-TO-MATURITY

SCHEDULE RC-B SECURITIES

SAMPLE BANK
ANYWHERE, MO

InTrader (schedtl)
Last: 03/31/2016
As-of: 04/30/2016
3059 168000044
3059

Description
5. ASSET-BACKED SECURITIES AND STRUCTURED FINANCIAL PRODUCTS:
a. ASSET-BACKED SECURITIES (ABS)
(1) AVAILABLE-FOR-SALE
(2) HELD-TO-MATURITY
b. STRUCTURED FINANCIAL PRODUCTS:
(1) CASH
a. AVAILABLE-FOR-SALE
b. HELD-TO-MATURITY
(2) SYNTHETIC
a. AVAILABLE-FOR-SALE
b. HELD-TO-MATURITY
(3) HYBRID
a. AVAILABLE-FOR-SALE
b. HELD-TO-MATURITY
6. OTHER DEBT SECURITIES:
A. OTHER DOMESTIC DEBT SECURITIES
(1) AVAILABLE-FOR-SALE
(2) HELD-TO-MATURITY
B. FOREIGN DEBT SECURITIES
(1) AVAILABLE-FOR-SALE
(2) HELD-TO-MATURITY
7. EQUITY SECURITIES
A. INVESTMENTS IN MUTUAL FUNDS AND OTHER EQUITY SECURITIES WITH READILY DETERMINABLE FAIR VALUES
(1) AVAILABLE-FOR-SALE
(2) HELD-TO-MATURITY
8. TOTAL (SUM OF ITEMS 1 THROUGH 7)
A. AVAILABLE-FOR-SALE
B. HELD-TO-MATURITY
MEMORANDA
1. PLEDGED SECURITIES

SCHEDULE RC-B SECURITIES

SAMPLE BANK
ANYWHERE, MO

InTrader (schedtl)
Last: 03/31/2016
As-of: 04/30/2016
3059 168000044
3059

Description

A. AVAILABLE-FOR-SALE

Line	Ticket	Cusip/Sec	Class	Rate(V)	Maturity	Next Reset	Intent	Book Val/Amort Cost	Fair Value	Write Off
481	179002935	31282CA80	6100	5.50000	08/01/2017		AFS	1,468.11	1,477.58	.00
TOTAL								1,468.11	1,477.58	.00

B. HELD-TO-MATURITY

2. MATURITY AND REPRICING DATA FOR DEBT SECURITIES (EXCLUDING THOSE IN NONACCRUAL STATUS):

A. U.S. TREASURIES, U.S. GOVT AGENCIES, STATES AND POLITICAL SUBDIVISIONS

OTHER NON-MORTGAGE DEBT SECURITIES AND MBS OTHER THAN THOSE BACKED BY CLOSED-END 1ST LIEN 1-4 FAMILY MTGS WITH A REMAINING MATURITY OR NEXT

REPRICING DATE OF:

1. THREE MONTHS OR LESS

- a. AVAILABLE FOR SALE
- b. HELD-TO-MATURITY

(2) OVER THREE MONTHS THROUGH 12 MONTHS

- a. AVAILABLE-FOR-SALE
- b. HELD-TO-MATURITY

(3) OVER ONE YEAR THROUGH THREE YEARS

- a. AVAILABLE-FOR-SALE
- b. HELD-TO-MATURITY

Line	Ticket	Cusip/Sec	Class	Rate(V)	Maturity	Next Reset	Intent	Book Val/Amort Cost	Fair Value	Write Off
580	179002932	790267AL2	21000	5.20000	01/15/2018		HTM	250,000.00	250,852.50	.00
TOTAL								250,000.00	250,852.50	.00

(4) OVER THREE YEARS THROUGH FIVE YEARS

- a. AVAILABLE-FOR-SALE

Line	Ticket	Cusip/Sec	Class	Rate(V)	Maturity	Next Reset	Intent	Book Val/Amort Cost	Fair Value	Write Off
601	179002930	644770BX6	22900	5.05000	06/01/2020		AFS	200,000.00	200,000.00	.00
TOTAL								200,000.00	200,000.00	.00

SCHEDULE RC-B SECURITIES

SAMPLE BANK
ANYWHERE, MO

InTrader (schedtl)
Last: 03/31/2016
As-of: 04/30/2016
3059 168000044
3059

Description

b. HELD-TO-MATURITY

(5) OVER FIVE YEARS THROUGH 15 YEARS

a. AVAILABLE-FOR-SALE

b. HELD-TO-MATURITY

(6) OVER 15 YEARS

a. AVAILABLE-FOR-SALE

b. HELD-TO-MATURITY

B. MORTGAGE PASS-THROUGH SECURITIES BACKED BY CLOSED-END 1-4 FAMILY

RESIDENTIAL MTGS WITH A REMAINING MATURITY OR NEXT REPRICING DATE OF:

(1) THREE MONTHS OR LESS

a. AVAILABLE-FOR-SALE

b. HELD-TO-MATURITY

(2) OVER THREE MONTHS THROUGH 12 MONTHS

a. AVAILABLE FOR SALE

b. HELD-TO-MATURITY

(3) OVER ONE YEAR THROUGH THREE YEARS

a. AVAILABLE-FOR-SALE

Line	Ticket	Cusip/Sec	Class	Rate(V)	Maturity	Next Reset	Intent	Book Val/Amort Cost	Fair Value	Write Off
751	179002935	31282CA80	6100	5.50000	08/01/2017		AFS	1,468.11	1,477.58	.00
751	179002927	36202DVF5	8100	5.50000	12/20/2017		AFS	4,080.09	4,159.74	.00
TOTAL								5,548.20	5,637.32	.00

b. HELD-TO-MATURITY

(4) OVER THREE YEARS THROUGH FIVE YEARS

a. AVAILABLE-FOR-SALE

b. HELD-TO-MATURITY

(5) OVER FIVE YEARS THROUGH 15 YEARS

a. AVAILABLE-FOR-SALE

Line	Ticket	Cusip/Sec	Class	Rate(V)	Maturity	Next Reset	Intent	Book Val/Amort Cost	Fair Value	Write Off
811	182010420	3128MDL84	6100	2.50000	11/01/2022		AFS	865,793.83	875,046.41	.00
811	182010409	3128MDVQ3	6100	3.00000	10/01/2023		AFS	1,937,728.38	1,934,555.89	.00
811	182010412	3128MDVQ3	6100	3.00000	10/01/2023		AFS	1,937,728.38	1,934,555.89	.00

SCHEDULE RC-B SECURITIES

SAMPLE BANK
ANYWHERE, MO

InTrader (schedtl)
Last: 03/31/2016
As-of: 04/30/2016
3059 168000044
3059

Description										
Line	Ticket	Cusip/Sec	Class	Rate(V)	Maturity	Next Reset	Intent	Book Val/Amort Cost	Fair Value	Write Off
811	182010410	3128MMRC9	6100	3.50000	09/01/2028		AFS	1,720,285.81	1,722,600.32	.00
811	182010411	31418ASV1	7000	2.50000	05/01/2023		AFS	1,269,118.44	1,275,341.81	.00
TOTAL								7,730,654.84	7,742,100.32	.00

b. HELD-TO-MATURITY

(6) OVER 15 YEARS

a. AVAILABLE-FOR-SALE

b. HELD-TO-MATURITY

C. OTHER MORTGAGE-BACKED SECURITIES (INCLUDE CMOS, REMICS, AND STRIPPED

MBS; EXCLUDE MORTGAGE PASS-THROUGH SECURITIES) WITH AN AVERAGE LIFE OF

(1) THREE YEARS OR LESS

a. AVAILABLE-FOR-SALE

b. HELD-TO-MATURITY

(2) OVER THREE YEARS

a. AVAILABLE-FOR-SALE

b. HELD-TO-MATURITY

D. DEBT SECURITIES WITH A REMAINING MATURITY OF ONE YEAR OR LESS:

1. AVAILABLE-FOR-SALE

2. HELD-TO-MATURITY

3. AMORTIZED COST OF HTM SECURITIES SOLD OR TRANSFERRED TO AFS OR HFT DURING
THE CALENDAR YEAR-TO-DATE (COST AT DATE OF SALE OR TRANSFER).

4. STRUCTURED NOTES (INCLUDED IN THE HTM AND AFS ACCOUNTS IN SCHEDULE RC-B
ITEMS 2, 3, 5, AND 6)

A. AVAILABLE-FOR-SALE

B. HELD-TO-MATURITY

MEMORANDUM ITEMS 5.A THROUGH 5.F ARE TO BE COMPLETED BY BANKS WITH \$1 BILLION
OR MORE IN TOTAL ASSETS.

5. ASSET-BACKED SECURITIES (ABS)(FOR EACH COLUMN, SUMB OF MEMORANDUM ITEMS
5.a THROUGH 5.f MUST EQUAL SCHEDULE RC-B, ITEM 5.a)

A. CREDIT CARD RECEIVABLES

1. AVAILABLE-FOR-SALE

6. STRUCTURED FINANCIAL PRODUCTS BY UNDERLYING COLLATERAL OR REFERENCE

SCHEDULE RC-B SECURITIES

SAMPLE BANK
ANYWHERE, MO

InTrader (schedtl)
Last: 03/31/2016
As-of: 04/30/2016
3059 168000044
3059

Description

ASSETS (FOR EACH COLUMN, SUM OF MEMORANDUM ITEMS 6.A THROUGH
6.G MUST EQUAL SCHEDULE RC-B SUM OF ITEMS 5.B(1) THROUGH (3):
A. TRUST PREFERRED SECURITIES ISSUED BY FINANCIAL INSTITUTIONS

SCHEDULE RC-F, OTHER ASSETS

SAMPLE BANK
ANYWHERE, MO

InTrader (schedtl)
Last: 03/31/2016
As-of: 04/30/2016
3059 168000044
3059

Description

4. EQUITY SECURITIES THAT DO NOT HAVE READILY DETERMINABLE FAIR VALUES

A. AVAILABLE-FOR-SALE

B. HELD-TO-MATURITY

SCHEDULE RC-K QUARTERLY AVERAGES

SAMPLE BANK
ANYWHERE, MO

InTrader (schedtl)
Last: 03/31/2016
As-of: 04/30/2016
3059 168000044
3059

Description

ASSETS

2. U.S. TREASURY SECURITIES AND U.S. GOVERNMENT AGENCY OBLIGATIONS
(EXCLUDING MORTGAGE-BACKED SECURITIES)

3. MORTGAGE-BACKED SECURITIES

Line	Ticket	Cusip/Sec	Class	Rate(V)	Maturity	Next Reset	Intent	
40	179002935	31282CA80	6100	5.50000	08/01/2017		AFS	1,474.03
40	182010420	3128MDL84	6100	2.50000	11/01/2022		AFS	866,320.89
40	182010409	3128MDVQ3	6100	3.00000	10/01/2023		AFS	1,939,122.72
40	182010412	3128MDVQ3	6100	3.00000	10/01/2023		AFS	1,939,122.72
40	182010410	3128MMRC9	6100	3.50000	09/01/2028		AFS	1,721,728.40
40	182010411	31418ASV1	7000	2.50000	05/01/2023		AFS	1,270,135.37
40	179002927	36202DVF5	8100	5.50000	12/20/2017		AFS	4,101.79
TOTAL								7,742,005.92

4. ALL OTHER SECURITIES
(INCLUDES SECURITIES ISSUED BY STATES AND POLITICAL SUBDIVISIONS IN THE

U.S.)

Line	Ticket	Cusip/Sec	Class	Rate(V)	Maturity	Next Reset	Intent	
122	179002932	790267AL2	21000	5.20000	01/15/2018		HTM	250,000.00
122	179002930	644770BX6	22900	5.05000	06/01/2020		AFS	200,000.00
TOTAL								450,000.00

This page intentionally left blank

Market Loss Report

SAMPLE BANK

InTrader (mktloss)

LAST : 03/31/2016

As-of: 04/30/2016

3059 168000044

Sec ID Intrn	GRP SecType Ticket	Description Rate	Mat Date OTTI	Pur Date Impair Date Level	Mkt Loss Dt Mkt Source Loss Months	Book Price Pur Price	Market Price	Par Value Principal	Book Value Market Value Loss
-----------------	--------------------------	---------------------	------------------	----------------------------------	--	-------------------------	--------------	------------------------	------------------------------------

Report Sequence: Accounting Group, Market Loss Date, Maturity Date and Ticket.

3128MDVQ3	MBT	FHLMC GOLD POOL#G14923		04/28/15	07/28/15	104.682264	104.510876	1,851,057.00	1,937,728.38
AFS	061	3.000	10/01/2023		ssnidc	105.312500		1,949,394.40	1,934,555.89
	182010409			2	10				-3,172.49
3128MDVQ3	MBT	FHLMC GOLD POOL#G14923		07/01/15	07/28/15	104.682264	104.510876	1,851,057.00	1,937,728.38
AFS	061	3.000	10/01/2023		ssnidc	105.047510		1,944,489.20	1,934,555.89
	182010412			2	10				-3,172.49

	Par Value	Book Value	MKT Value	Loss Value
Less than 12 months:	3,702,114.00	3,875,456.76	3,869,111.78	-6,344.98
12 months or more:	.00	.00	.00	.00

Market Loss Report
SAMPLE BANK

InTrader (mktloss)
LAST : 03/31/2016
As-of: 04/30/2016
3059 168000044

Group	Loss for Less than 12 Months			Loss for 12 Months or More		
	No.	Par Value Principal	Book Value Market Value Loss	No.	Par Value Principal	Book Value Market Value Loss
FNMA / FHLMC MBS		3,702,114.00	3,875,456.76		.00	.00
MBT	2	3,893,883.60	3,869,111.78 -6,344.98	0	.00	.00
Grand Totals	2	3,702,114.00 3,893,883.60	3,875,456.76 3,869,111.78 -6,344.98	0	.00 .00	.00 .00 .00

Risk Based Worksheet

SAMPLE BANK
 ANYWHERE, MO

InTrader (riskbase)

Last: 03/31/2016

As-of: 04/30/2016

3059 168000044

** 0% Risk Category ** AFS **

TYP	Cusip/Sec Moody	Rate S&P	Description	Maturity Purchase	Par Value	Book Value	Int Receivable	Total at Risk
081	36202DVF5	5.500	GNMA II POOL #003314 GNII SF 003314 M	12/20/2017 08/15/2005	4,080.09	4,080.09	18.70	.00
			** 081 Security Type **		4,080.09	4,080.09	18.70	.00
			** AFS Intention Code **		4,080.09	4,080.09	18.70	.00
			** 0% Risk Category **		4,080.09	4,080.09	18.70	.00

Risk Based Worksheet

SAMPLE BANK
 ANYWHERE, MO

InTrader (riskbase)

Last: 03/31/2016

As-of: 04/30/2016

3059 168000044

** 20% Risk Category ** HTM **

TYP	Cusip/Sec Moody	Rate S&P	Description	Maturity Purchase	Par Value	Book Value	Int Receivable	Total at Risk
210	790267AL2 A3	5.200 AA-	ST JOHN IN PARK DIST UNLTD GO	01/15/2018 10/06/2004	250,000.00	250,000.00	3,827.78	50,765.56
			** 210 Security Type **		250,000.00	250,000.00	3,827.78	50,765.56
			** HTM Intention Code **		250,000.00	250,000.00	3,827.78	50,765.56

Risk Based Worksheet

SAMPLE BANK
ANYWHERE, MO

InTrader (riskbase)

Last: 03/31/2016

As-of: 04/30/2016

3059 168000044

** 20% Risk Category ** AFS **

TYP	Cusip/Sec Moody	Rate S&P	Description	Maturity Purchase	Par Value	Book Value	Int Receivable	Total at Risk
061	31282CA80	5.500	FHLMC GOLD POOL #M30031 05.500 FGPC M30031 G	08/01/2017 05/30/2006	1,468.13	1,468.11	6.73	294.97
061	3128MDL84	2.500	FHLMC GOLD POOL#G14651 (G1) GIANT MULTILEND CONV 15YR	11/01/2022 08/18/2014	850,159.61	865,793.83	1,771.17	173,513.00
061	3128MDVQ3	3.000	FHLMC GOLD POOL#G14923 (G1)GIANT MULTILEND CONV 15 YR	10/01/2023 04/28/2015	1,851,057.00	1,937,728.38	4,627.64	388,471.20
061	3128MDVQ3	3.000	FHLMC GOLD POOL#G14923 (G1)GIANT MULTILEND CONV 15 YR	10/01/2023 07/01/2015	1,851,057.00	1,937,728.38	4,627.64	388,471.20
061	3128MMRC9	3.500	FHLMC GOLD POOL #G18482 (G1)GIANT MULTILENDER CONV15YR	09/01/2028 06/16/2015	1,628,065.28	1,720,285.81	4,748.52	345,006.87
** 061 Security Type **					6,181,807.02	6,463,004.51	15,781.70	1,295,757.24
070	31418ASV1	2.500	FNMA POOL#MA1431 (CN) CONV LEVEL PAY	05/01/2023 06/17/2014	1,241,451.16	1,269,118.44	2,586.36	254,340.96
** 070 Security Type **					1,241,451.16	1,269,118.44	2,586.36	254,340.96
** AFS Intention Code **					7,423,258.18	7,732,122.95	18,368.06	1,550,098.20
** 20% Risk Category **					7,673,258.18	7,982,122.95	22,195.84	1,600,863.76

Risk Based Worksheet

SAMPLE BANK
 ANYWHERE, MO

InTrader (riskbase)

Last: 03/31/2016

As-of: 04/30/2016

3059 168000044

** 50% Risk Category ** AFS **

TYP	Cusip/Sec Moody	Rate S&P	Description	Maturity Purchase	Par Value	Book Value	Int Receivable	Total at Risk
229	644770BX6 NR	5.050 NR	NEW HAMPTON IA ELEC REV	06/01/2020 07/14/2004	200,000.00	200,000.00	4,208.33	102,104.17
			** 229 Security Type **		200,000.00	200,000.00	4,208.33	102,104.17
			** AFS Intention Code **		200,000.00	200,000.00	4,208.33	102,104.17
			** 50 Risk Category **		200,000.00	200,000.00	4,208.33	102,104.17
			*** Total ***		7,877,338.27	8,186,203.04	26,422.87	1,702,967.92

Level 3 Worksheet

SAMPLE BANK
ANYWHERE, MO

InTrader (level3)
For Period: April 1, 2016
thru: April 30, 2016
3059 168000044

Security Int/Type	Group Ticket	Activity	Level	Activity Date	Par/Curr Face	Description	Rate	Maturity	Prin Cost/Rcvd
----------------------	-----------------	----------	-------	---------------	---------------	-------------	------	----------	----------------

No data to report

This page intentionally left blank

Interest and Principal Projection

SAMPLE BANK
ANYWHERE, MO

InTrader (receive)
For the period: 05/01/2016
Through: 06/30/2016
3059 168000044

Receive Dt	SK Loc	RgTyp	Cusip/Sec ID	Description	Original Face	Schd	Dly	Int	Prin Amt Due	Total Due
Payable Dt	Pledge	TrTyp	Grp	Ticket	Rate	Maturity	Clc /	P I	Int Amt Due	
Call Information within the reporting period										
Report Sequence: Payable Date, Location, Group, Cusip & Ticket.										
05/16/16	FED	E	3128MDL84	FHLMC GOLD POOL#G14651	1,650,000.00	mo1	15	AFS	.00	1,771.17
05/01/16		int	MBT	182010420	2.50000	11/01/2022	a N		1,771.17	
05/16/16	FED	E	3128MDVQ3	FHLMC GOLD POOL#G14923	3,000,000.00	mo1	15	AFS	.00	4,627.64
05/01/16		int	MBT	182010409	3.00000	10/01/2023	a N		4,627.64	
05/16/16	FED	E	3128MDVQ3	FHLMC GOLD POOL#G14923	3,000,000.00	mo1	15	AFS	.00	4,627.64
05/01/16		int	MBT	182010412	3.00000	10/01/2023	a N		4,627.64	
05/16/16	FED	E	3128MMRC9	FHLMC GOLD POOL #G18482	2,500,000.00	mo1	15	AFS	.00	4,748.52
05/01/16		int	MBT	182010410	3.50000	09/01/2028	a N		4,748.52	
05/25/16	FED	E	31418ASV1	FNMA POOL#MA1431	2,250,000.00	mo1	25	AFS	.00	2,586.36
05/01/16		int	MBT	182010411	2.50000	05/01/2023	a N		2,586.36	
Total for Location: FED Payable 05/01/2016									.00	18,361.33
Interest Paid									18,361.33	
Interest Capitalized									.00	
05/20/16	ZZZ	e	36202DVF5	GNMA II POOL #003314	500,000.00	mo1	20	AFS	.00	18.70
05/01/16		int	GNT	179002927	5.50000	12/20/2017	a N		18.70	
05/16/16	ZZZ	e	31282CA80	FHLMC GOLD POOL #M30031	500,000.00	mo1	15	AFS	.00	6.73
05/01/16	2410	int	MBT	179002935	5.50000	08/01/2017	a N		6.73	
Total for Location: ZZZ Payable 05/01/2016									.00	25.43
Interest Paid									25.43	
Interest Capitalized									.00	
Total for Pay Date: 05/01/2016									.00	18,386.76
Interest Paid									18,386.76	
Interest Capitalized									.00	
									AFS	.00
Interest Paid									18,386.76	18,386.76
Interest Capitalized									.00	
06/15/16	FED	E	3128MDL84	FHLMC GOLD POOL#G14651	1,650,000.00	mo1	15	AFS	.00	1,771.17
06/01/16		int	MBT	182010420	2.50000	11/01/2022	a N		1,771.17	
06/15/16	FED	E	3128MDVQ3	FHLMC GOLD POOL#G14923	3,000,000.00	mo1	15	AFS	.00	4,627.64
06/01/16		int	MBT	182010409	3.00000	10/01/2023	a N		4,627.64	
06/15/16	FED	E	3128MDVQ3	FHLMC GOLD POOL#G14923	3,000,000.00	mo1	15	AFS	.00	4,627.64
06/01/16		int	MBT	182010412	3.00000	10/01/2023	a N		4,627.64	
06/15/16	FED	E	3128MMRC9	FHLMC GOLD POOL #G18482	2,500,000.00	mo1	15	AFS	.00	4,748.52
06/01/16		int	MBT	182010410	3.50000	09/01/2028	a N		4,748.52	
06/27/16	FED	E	31418ASV1	FNMA POOL#MA1431	2,250,000.00	mo1	25	AFS	.00	2,586.36
06/01/16		int	MBT	182010411	2.50000	05/01/2023	a N		2,586.36	
Total for Location: FED Payable 06/01/2016									.00	18,361.33
Interest Paid									18,361.33	
Interest Capitalized									.00	

Interest and Principal Projection

SAMPLE BANK
 ANYWHERE, MO

InTrader (receive)
 For the period: 05/01/2016
 Through: 06/30/2016
 3059 168000044

Receive Dt	SK Loc	RgTyp	Cusip/Sec ID	Description	Original Face	Schd	Dly	Int	Prin Amt Due	Total Due	
Payable Dt	Pledge	TrTyp	Grp	Ticket	Rate	Maturity	Clc / Cap	P I	Int Amt Due		
Call Information within the reporting period											
06/20/16	ZZZ	e	36202DVF5	GNMA II POOL #003314	500,000.00		mo1	20	AFS	.00	18.70
06/01/16		int	GNT	179002927	5.50000	12/20/2017	a N			18.70	
06/15/16	ZZZ	e	31282CA80	FHLMC GOLD POOL #M30031	500,000.00		mo1	15	AFS	.00	6.73
06/01/16	2410	int	MBT	179002935	5.50000	08/01/2017	a N			6.73	
06/01/16	ZZZ	e	644770BX6	NEW HAMPTON IA	200,000.00		jd1		AFS	.00	5,050.00
06/01/16		int	MRT	179002930	5.05000	06/01/2020	a N			5,050.00	
Total for Location: ZZZ Payable 06/01/2016										.00	5,075.43
Interest Paid										5,075.43	
Interest Capitalized										.00	
Total for Pay Date: 06/01/2016										.00	23,436.76
Interest Paid										23,436.76	
Interest Capitalized										.00	
									AFS	.00	23,436.76
Interest Paid										23,436.76	
Interest Capitalized										.00	

Interest and Principal Projection

SAMPLE BANK
 ANYWHERE, MO

InTrader (receive)
 For the period: 05/01/2016
 Through: 06/30/2016
 3059 168000044

Month/Year	Grp	Prin Amt Due	Int Amt Due	Total Amt Due	Capitalized Interest
May, 2016	GNT	.00	18.70	18.70	.00
	AFS	.00	18.70	18.70	.00
	MBT	.00	18,368.06	18,368.06	.00
	AFS	.00	18,368.06	18,368.06	.00
Total Month		.00	18,386.76	18,386.76	.00

Month/Year	Grp	Prin Amt Due	Int Amt Due	Total Amt Due	Capitalized Interest
June, 2016	GNT	.00	18.70	18.70	.00
	AFS	.00	18.70	18.70	.00
	MBT	.00	18,368.06	18,368.06	.00
	AFS	.00	18,368.06	18,368.06	.00
	MRT	.00	5,050.00	5,050.00	.00
	AFS	.00	5,050.00	5,050.00	.00
Total Month		.00	23,436.76	23,436.76	.00

This page intentionally left blank

Ten Year Cash Flow Projection

SAMPLE BANK
ANYWHERE, MO

InTrader (cashflow)

Last: 03/31/2016

As-of: 04/30/2016

3059 168000044

Cat-cd: MBH	Interest	Called/Put Matured	Potential Calls	Projected Paydowns	Total Prin Rcvd	Pct	*-- wghtd - avg - yields --*		
MBS & CMOS							Purch	Tax Eq	Cash F
2016 -May	18,387	0	0	148,502	148,502	13.16			1.565
2016 -June	18,023	0	0	146,304	146,304	12.97			1.565
2016 -July	17,664	0	0	144,137	144,137	12.78			1.565
2016 -August	17,310	0	0	141,998	141,998	12.59			1.566
2016 -September	16,962	0	0	139,888	139,888	12.40			1.566
2016 -October	16,619	0	0	137,807	137,807	12.22			1.566
2016 -November	16,281	0	0	135,753	135,753	12.03			1.567
2016 -December	15,948	0	0	133,728	133,728	11.85			1.567
2016 Remaining Total	137,193	0	0	1,128,117	1,128,117	15.19			1.566
2017 -January	15,620	0	0	131,730	131,730	9.05			1.568
2017 -February	15,297	0	0	129,758	129,758	8.91			1.568
2017 -March	14,979	0	0	127,813	127,813	8.78			1.569
2017 -April	14,665	0	0	125,895	125,895	8.65			1.569
2017 -May	14,357	0	0	124,002	124,002	8.52			1.570
2017 -June	14,053	0	0	122,134	122,134	8.39			1.570
2017 -July	13,753	0	0	120,292	120,292	8.26			1.571
2017 -August	13,458	0	0	118,475	118,475	8.14			1.571
2017 -September	13,168	0	0	116,630	116,630	8.01			1.572
2017 -October	12,882	0	0	114,864	114,864	7.89			1.572
2017 -November	12,600	0	0	113,123	113,123	7.77			1.573
2017 -December	12,322	103	0	111,302	111,405	7.65			1.577
2017 Total	167,154	103	0	1,456,018	1,456,120	19.60			1.571
2018 -January	12,050	0	0	109,614	109,614	9.06			1.575
2018 -February	11,781	0	0	107,948	107,948	8.92			1.575
2018 -March	11,517	0	0	106,305	106,305	8.78			1.576
2018 -April	11,257	0	0	104,683	104,683	8.65			1.577
2018 -May	11,000	0	0	103,083	103,083	8.52			1.578
2018 -June	10,748	0	0	101,504	101,504	8.39			1.579
2018 -July	10,499	0	0	99,946	99,946	8.26			1.580
2018 -August	10,254	0	0	98,409	98,409	8.13			1.581
2018 -September	10,013	0	0	96,892	96,892	8.01			1.581
2018 -October	9,776	0	0	95,396	95,396	7.88			1.582
2018 -November	9,542	0	0	93,920	93,920	7.76			1.583
2018 -December	9,312	0	0	92,463	92,463	7.64			1.584
2018 Total	127,747	0	0	1,210,162	1,210,162	16.29			1.579
2019 -January	9,085	0	0	91,026	91,026	9.08			1.585
2019 -February	8,862	0	0	89,608	89,608	8.94			1.587
2019 -March	8,642	0	0	88,210	88,210	8.80			1.588
2019 -April	8,426	0	0	86,830	86,830	8.66			1.589
2019 -May	8,213	0	0	85,468	85,468	8.52			1.590
2019 -June	8,004	0	0	84,125	84,125	8.39			1.591
2019 -July	7,797	0	0	82,800	82,800	8.26			1.592
2019 -August	7,594	0	0	81,493	81,493	8.13			1.594
2019 -September	7,395	0	0	80,204	80,204	8.00			1.595

Ten Year Cash Flow Projection

SAMPLE BANK
ANYWHERE, MO

InTrader (cashflow)

Last: 03/31/2016

As-of: 04/30/2016

3059 168000044

Cat-cd: MBH MBS & CMOS	Interest	Called/Put Matured	Potential Calls	Projected Paydowns	Total Prin Rcvd	Pct	*-- wghtd - avg - yields --*		
							Purch	Tax Eq	Cash F
2019 -October	7,198	0	0	78,931	78,931	7.87			1.596
2019 -November	7,004	0	0	77,677	77,677	7.75			1.598
2019 -December	6,814	0	0	76,439	76,439	7.62			1.599
2019 Total	95,034	0	0	1,002,811	1,002,811	13.50			1.592
2020 -January	6,626	0	0	75,217	75,217	9.10			1.601
2020 -February	6,442	0	0	74,013	74,013	8.95			1.602
2020 -March	6,260	0	0	72,825	72,825	8.81			1.604
2020 -April	6,081	0	0	71,653	71,653	8.67			1.606
2020 -May	5,906	0	0	70,496	70,496	8.53			1.608
2020 -June	5,733	0	0	69,356	69,356	8.39			1.610
2020 -July	5,562	0	0	68,231	68,231	8.25			1.611
2020 -August	5,395	0	0	67,122	67,122	8.12			1.613
2020 -September	5,230	0	0	66,027	66,027	7.99			1.616
2020 -October	5,068	0	0	64,948	64,948	7.86			1.618
2020 -November	4,909	0	0	63,883	63,883	7.73			1.620
2020 -December	4,752	0	0	62,833	62,833	7.60			1.623
2020 Total	67,963	0	0	826,604	826,604	11.13			1.610
2021 -January	4,597	0	0	61,797	61,797	9.13			1.625
2021 -February	4,446	0	0	60,776	60,776	8.98			1.628
2021 -March	4,296	0	0	59,769	59,769	8.83			1.631
2021 -April	4,150	0	0	58,775	58,775	8.68			1.634
2021 -May	4,005	0	0	57,795	57,795	8.53			1.637
2021 -June	3,863	0	0	56,829	56,829	8.39			1.640
2021 -July	3,724	0	0	55,876	55,876	8.25			1.643
2021 -August	3,586	0	0	54,936	54,936	8.11			1.647
2021 -September	3,451	0	0	54,009	54,009	7.98			1.651
2021 -October	3,318	0	0	53,095	53,095	7.84			1.655
2021 -November	3,188	0	0	52,194	52,194	7.71			1.660
2021 -December	3,060	0	0	51,305	51,305	7.58			1.665
2021 Total	45,684	0	0	677,158	677,158	9.12			1.641
2022	27,468	0	0	545,371	545,371	7.34			1.705
2023	13,804	0	0	312,687	312,687	4.21			1.889
2024	8,091	0	0	78,412	78,412	1.06			2.022
2025	5,567	0	0	65,037	65,037	0.88			2.022
2026 And Beyond	5,634	0	0	124,860	124,860	1.68			2.022
Group Total	701,340	103	0	7,427,235	7,427,338	94.29			1.603

Ten Year Cash Flow Projection

SAMPLE BANK
ANYWHERE, MO

InTrader (cashflow)

Last: 03/31/2016

As-of: 04/30/2016

3059 168000044

Cat-cd: MUT MUNICIPALS	Interest	Called/Put Matured	Potential Calls	Projected Paydowns	Total Prin Rcvd	Pct	*-- wghtd - avg - yields --*		
							Purch	Tax Eq	Cash F
2016 -June	5,050	0	0	0	0	0.00			
2016 -July	6,500	0	250,000	0	250,000	100.00	2.569	8.276	
2016 -December	5,050	0	0	0	0	0.00			
2016 Remaining Total	16,600	0	250,000	0	250,000	55.56	2.569	8.276	
2017 -June	5,050	0	0	0	0	0.00			
2017 -December	5,050	0	0	0	0	0.00			
2017 Total	10,100	0	0	0	0	0.00			
2018 -June	5,050	0	0	0	0	0.00			
2018 -December	5,050	0	0	0	0	0.00			
2018 Total	10,100	0	0	0	0	0.00			
2019 -June	5,050	0	0	0	0	0.00			
2019 -December	5,050	0	0	0	0	0.00			
2019 Total	10,100	0	0	0	0	0.00			
2020 -June	5,050	200,000	0	0	200,000	100.00	5.049	8.037	
2020 Total	5,050	200,000	0	0	200,000	44.44	5.049	8.037	
Group Total	51,950	200,000	250,000	0	450,000	5.71	3.671	8.170	

Ten Year Cash Flow Projection

SAMPLE BANK
ANYWHERE, MO

InTrader (cashflow)

Last: 03/31/2016

As-of: 04/30/2016

3059 168000044

** ALL SECURITIES **	Interest	Called/Put Matured	Potential Calls	Projected Paydowns	Total Prin Rcvd	Pct	** wghtd - avg - yields **		
							Purch	Tax Eq	Cash F
2016 -May	18,387	0	0	148,502	148,502	10.78			1.565
2016 -June	23,073	0	0	146,304	146,304	10.62			1.565
2016 -July	24,164	0	250,000	144,137	394,137	28.60	2.569	8.276	1.565
2016 -August	17,310	0	0	141,998	141,998	10.30			1.566
2016 -September	16,962	0	0	139,888	139,888	10.15			1.566
2016 -October	16,619	0	0	137,807	137,807	10.00			1.566
2016 -November	16,281	0	0	135,753	135,753	9.85			1.567
2016 -December	20,998	0	0	133,728	133,728	9.70			1.567
2016 Remaining Total	153,793	0	250,000	1,128,117	1,378,117	17.49	2.569	8.276	1.566
2017 -January	15,620	0	0	131,730	131,730	9.05			1.568
2017 -February	15,297	0	0	129,758	129,758	8.91			1.568
2017 -March	14,979	0	0	127,813	127,813	8.78			1.569
2017 -April	14,665	0	0	125,895	125,895	8.65			1.569
2017 -May	14,357	0	0	124,002	124,002	8.52			1.570
2017 -June	19,103	0	0	122,134	122,134	8.39			1.570
2017 -July	13,753	0	0	120,292	120,292	8.26			1.571
2017 -August	13,458	0	0	118,475	118,475	8.14			1.571
2017 -September	13,168	0	0	116,630	116,630	8.01			1.572
2017 -October	12,882	0	0	114,864	114,864	7.89			1.572
2017 -November	12,600	0	0	113,123	113,123	7.77			1.573
2017 -December	17,372	103	0	111,302	111,405	7.65			1.577
2017 Total	177,254	103	0	1,456,018	1,456,120	18.48			1.571
2018 -January	12,050	0	0	109,614	109,614	9.06			1.575
2018 -February	11,781	0	0	107,948	107,948	8.92			1.575
2018 -March	11,517	0	0	106,305	106,305	8.78			1.576
2018 -April	11,257	0	0	104,683	104,683	8.65			1.577
2018 -May	11,000	0	0	103,083	103,083	8.52			1.578
2018 -June	15,798	0	0	101,504	101,504	8.39			1.579
2018 -July	10,499	0	0	99,946	99,946	8.26			1.580
2018 -August	10,254	0	0	98,409	98,409	8.13			1.581
2018 -September	10,013	0	0	96,892	96,892	8.01			1.581
2018 -October	9,776	0	0	95,396	95,396	7.88			1.582
2018 -November	9,542	0	0	93,920	93,920	7.76			1.583
2018 -December	14,362	0	0	92,463	92,463	7.64			1.584
2018 Total	137,847	0	0	1,210,162	1,210,162	15.36			1.579
2019 -January	9,085	0	0	91,026	91,026	9.08			1.585
2019 -February	8,862	0	0	89,608	89,608	8.94			1.587
2019 -March	8,642	0	0	88,210	88,210	8.80			1.588
2019 -April	8,426	0	0	86,830	86,830	8.66			1.589
2019 -May	8,213	0	0	85,468	85,468	8.52			1.590
2019 -June	13,054	0	0	84,125	84,125	8.39			1.591
2019 -July	7,797	0	0	82,800	82,800	8.26			1.592
2019 -August	7,594	0	0	81,493	81,493	8.13			1.594
2019 -September	7,395	0	0	80,204	80,204	8.00			1.595

Ten Year Cash Flow Projection

SAMPLE BANK
ANYWHERE, MO

InTrader (cashflow)

Last: 03/31/2016

As-of: 04/30/2016

3059 168000044

** ALL SECURITIES **	Interest	Called/Put Matured	Potential Calls	Projected Paydowns	Total Prin Rcvd	Pct	*-- wghtd - avg - yields --*		
							Purch	Tax Eq	Cash F
2019 -October	7,198	0	0	78,931	78,931	7.87			1.596
2019 -November	7,004	0	0	77,677	77,677	7.75			1.598
2019 -December	11,864	0	0	76,439	76,439	7.62			1.599
2019 Total	105,134	0	0	1,002,811	1,002,811	12.73			1.592
2020 -January	6,626	0	0	75,217	75,217	7.33			1.601
2020 -February	6,442	0	0	74,013	74,013	7.21			1.602
2020 -March	6,260	0	0	72,825	72,825	7.09			1.604
2020 -April	6,081	0	0	71,653	71,653	6.98			1.606
2020 -May	5,906	0	0	70,496	70,496	6.87			1.608
2020 -June	10,783	200,000	0	69,356	269,356	26.24	5.049	8.037	1.610
2020 -July	5,562	0	0	68,231	68,231	6.65			1.611
2020 -August	5,395	0	0	67,122	67,122	6.54			1.613
2020 -September	5,230	0	0	66,027	66,027	6.43			1.616
2020 -October	5,068	0	0	64,948	64,948	6.33			1.618
2020 -November	4,909	0	0	63,883	63,883	6.22			1.620
2020 -December	4,752	0	0	62,833	62,833	6.12			1.623
2020 Total	73,013	200,000	0	826,604	1,026,604	13.03	5.049	8.037	1.610
2021 -January	4,597	0	0	61,797	61,797	9.13			1.625
2021 -February	4,446	0	0	60,776	60,776	8.98			1.628
2021 -March	4,296	0	0	59,769	59,769	8.83			1.631
2021 -April	4,150	0	0	58,775	58,775	8.68			1.634
2021 -May	4,005	0	0	57,795	57,795	8.53			1.637
2021 -June	3,863	0	0	56,829	56,829	8.39			1.640
2021 -July	3,724	0	0	55,876	55,876	8.25			1.643
2021 -August	3,586	0	0	54,936	54,936	8.11			1.647
2021 -September	3,451	0	0	54,009	54,009	7.98			1.651
2021 -October	3,318	0	0	53,095	53,095	7.84			1.655
2021 -November	3,188	0	0	52,194	52,194	7.71			1.660
2021 -December	3,060	0	0	51,305	51,305	7.58			1.665
2021 Total	45,684	0	0	677,158	677,158	8.60			1.641
2022	27,468	0	0	545,371	545,371	6.92			1.705
2023	13,804	0	0	312,687	312,687	3.97			1.889
2024	8,091	0	0	78,412	78,412	1.00			2.022
2025	5,567	0	0	65,037	65,037	0.83			2.022
2026 And Beyond	5,634	0	0	124,860	124,860	1.59			2.022
Total	753,290	200,103	250,000	7,427,235	7,877,338	100.00	3.671	8.170	1.603

This page intentionally left blank